



# **PB1**

# **OFFSHORE RULES**

# **2017**

the  
**BA  
NKs**  
candle.co.uk



**Your  
Print  
Partner**  
.co.uk

## Offshore Powerboat Racing

Offshore Powerboat Racing in the UK is probably one of the best examples of an extreme Watersport which is both challenging and highly competitive. The Sport is administered by the Royal Yachting Association who in association with their affiliated Powerboat Racing Clubs and specifically appointed committee, form necessary policy to regulate the sport.

There are several different levels of competitive racing which are designed to both encourage those new to the sport and to satisfy our existing competitors at National and International level.

Good knowledge of the current rules as well as ensuring that your boat and equipment are in good working order will contribute to reducing the risks associated with high speed competition.

### Congratulations to all the 2016 UIM & RYA British Offshore Champions & New Record Holders

#### 2016 RYA British Champions

<b>RYA P1 Superstock Champions</b>	Daisy Coleman & Sam Coleman
<b>RYA V-24 British Champion</b>	Dave Corbet & Kerry Le Patourel
<b>RYA Marathon A British Champions</b>	Richard Carr, Steve Curtis & Paul Sinclair
<b>RYA Marathon H British Champions</b>	Robin Ward
<b>RYA 3B British Driver Champion</b>	Gareth Keast
<b>RYA 3B British Co- Driver Champion</b>	Sue Cosgrave
<b>RYA Z150 British Champions</b>	Sharon Atlee & Stuart Atlee

#### 2016 UIM World Champions

<b>UIM 3A World Champions</b>	Jack Bobin & Barry Culver
-------------------------------	---------------------------

#### 2016 RYA BRITISH & UIM WORLD RECORDS

<b>UIM World &amp; RYA British Speed Record PR3000 – 80.29mph</b>	Peter Hart
<b>UIM World &amp; RYA British Speed Record 3A – 74.01mph</b>	Jack Bobin & Barry Culver
<b>UIM World &amp; RYA British Speed Record P750 Modified – 71.37mph</b>	Tom Williams-Hawkes & Ben Backhouse
<b>UIM World Speed Record Marathon C - 80.24mph (established)</b>	Shelley Jory-Leigh & Dorian Griffith
<b>UIM World Speed Record Marathon C – 88.47</b>	Dorian Griffith & Shelley Jory-Leigh

#### 2016 RYA BRITISH RECORDS

<b>RYA British Speed Record Club U – 93.01mph</b>	Tom Montgomery-Swan
<b>RYA British Speed Record Marathon C - 89.42mph</b>	Tom Montgomery-Swan
<b>RYA British Speed Record Marathon C - 86.29mph</b>	Dorian Griffith & Shelley Jory-Leigh
<b>RYA British Speed Record Club 2 - 74.98 mph</b>	Hugh Donnelly & Patrick Dewe
<b>RYA British Speed Record Offshore 3A - 72.75 mph</b>	Paul Etasse & Christopher Stonebridge
<b>RYA British Speed Record Club 3 - 71.70mph</b>	Kerry Le Patourel & Dave Corbet
<b>RYA British Speed Record Z150 69.63</b>	Sharon Atlee & Stuart Atlee

## CONTENTS

A	How to Get into the Sport.....	8
A1	How to participate.....	9
A2	Contact RYA Powerboat Racing.....	9
A3	Terminology.....	9
A4	Organising / Host Clubs.....	9
A5	RYA Officials & Competitors Form.....	10
A6	Officer Of The Day (OOD) & Safety Officers (So) .....	10
A7	RYA Approved Measurers .....	10
A8	RYA Technical Inspector .....	10
A9	RYA Commissioners .....	10
A10	Scrutineers .....	12
B	Licences .....	13
B2	Basic Licence (New / Returning Competitor) .....	14
B3	Basic Licence (experienced competitor) .....	14
B4	International Licence & Upgrading.....	14
B5	Marathon Licences .....	15
B6	UIM Super Licence .....	15
B7	Training Licences .....	15
B8	Temporary Licencing & Registration .....	16
B9	Age Restrictions .....	17
B10	Racing Licences Under 18 Years .....	18
B11	Immersion Tests and Microdive Course.....	18
B12	T.U.E (Therapeutic Exemption Form) .....	18
B13	Injured Competitor .....	18
B14	Declaration Of Medical Fitness To Race.....	18
B15	Next Of Kin Forms .....	19
B16	Guidelines For Upgrade Endorsement & Demonstration Of Competency .....	19
B17	Unauthorised Events .....	19
B18	Risk Statement.....	20
C	Boat Registration, Measurement & Engine Homologation.....	22
C1	Boat Race Number .....	22
C2	Retain Boat Race Number.....	22
C3	Previously Registered or Measured Boat.....	23
C4	Boat Length Measurement (except Class 3A).....	23
C5	Class 3 Monohull Definition .....	25
C6	Cube Rule .....	26
C7	Engine Homologation Procedure .....	26
D	General Rules:, Boats Equipment, Engines & Safety .....	28
D1	Race Numbers .....	28
D2	Advertising.....	29
D3	RYA / National Flag Decals .....	29
D4	Towing Cleat & Eyes .....	30
D5	Painter / Towing Line.....	30
D6	Sharp Edges.....	30
D7	Steering & Control Cables .....	30
D8	Seats.....	30
D9	Structural State.....	30
D10	Deck Strength & Deck Rails .....	30
D11	Windshields/Windcreens.....	31
D12	Cameras.....	31
D13	Fuel .....	31
D14	Fuel Tanks & Lines.....	31
D15	Forward And Reverse Gears .....	32

D16	Throttle Control.....	32
D17	Batteries .....	32
D18	Bilge Pumps & Bailing .....	32
D19	Anchor And Line .....	32
D20	Engine Eligibility .....	33
D21	Engine Cut-Off.....	33
D22	Engine Mounting.....	33
D23	Engine Wells – Outboards .....	33
D24	Engine Hazards .....	33
D25	Shaft Guards and Engine Compartments .....	34
D26	Twin Installations .....	34
D27	Propeller Security .....	34
D28	Equipment & Safety .....	34
D29	Fire Prevention .....	34
D30	Exhaust System For Inboards.....	34
D31	Buoyancy .....	35
D32	VHF Radio.....	35
D33	Intercom .....	35
D34	Racing Vests & Life Jackets .....	35
D35	Protective Clothing .....	36
D36	Whistle, First Aid Compress & Knife .....	36
D37	Flares .....	36
D38	Retirement Flag .....	36
D39	Charts.....	36
D40	Compasses .....	37
D41	Diving Mask.....	37
D42	Protective Helmets .....	37
D43	Frontal Head Restraints.....	38
E	General Rules: Racing .....	39
E1	Pre-Race Declaration Form .....	39
E2	Responsibility .....	39
E3	Identity Tags.....	39
E4	Smoking .....	39
E5	Scrutineer's Inspections.....	39
E6	Cranage, Launching And Recovery .....	39
E7	Drivers' Briefing .....	40
E8	Valid Starters.....	40
E9	Minimum Visibility .....	40
E10	Procedure For Starts .....	40
E11	Standing Starts/Off The Plane Rolling Starts .....	42
E12	Control Of Boat.....	42
E13	Turn Marks .....	42
E14	Missing / Destroyed Marks .....	43
E15	Missed Marks .....	43
E16	Stopping The Race.....	43
E17	Finishing The Race.....	43
E18	Time Limit.....	44
E19	Curtailment Of The Race .....	44
E20	Retirement Procedure .....	44
E21	Outside Assistance.....	44
E22	Competitors Responsibility On The Water .....	44
E23	Overtaking .....	44
E24	Fouling .....	45
E25	Multi Class Racing.....	45
E26	Flag Signals.....	45
E27	Damaged Boats.....	46

E28	Post Race Scrutineering .....	46
E29	Incident Procedure .....	46
E30	Accident Aid .....	47
E31.	Results .....	47
F	Points .....	48
F2	Points Table: .....	48
F3	Tied Points .....	48
G	General Rules: Penalties, Protest, Alcohol & Anti-Doping .....	49
G1	Yellow/Red/Blue Cards .....	49
G2	Other penalties .....	50
G3	Protests .....	51
G4	The Jury .....	51
G5	Protest Procedure.....	51
G6	Presentation Of The Protest .....	52
G7	Representatives.....	52
G8	The Hearing.....	52
G9	The Decision .....	53
G10	Re-Opening A Hearing .....	53
G11	Appeal .....	53
G12	Composition .....	54
G13	Procedure.....	54
G14	Penalties .....	55
G15	Gross Misconduct: Action By The RYA / Protest Jury .....	55
G16	Action By The RYA.....	55
G17	Medical Examination, Alcohol Testing & Anti-Doping.....	56
H	RYA National Championship & Club Class Rules .....	58
H1	National Championship.....	58
H2	Objective .....	58
H3	Eligibility .....	58
I	CLUB RACING / Guernsey Club Rules.....	59
I2	Authority .....	60
I3	CLUB RACING CLASSES:.....	60
I4	GUERNSEY CLUB RULES .....	60
J	Scrutineering Check List for Class 3, Z150 & Club Racing Classes. ....	63
K	CLASS 3 Rules.....	65
K1	CREW .....	65
K2	HULL .....	65
K3	OPEN COCKPITS .....	66
K4	INBOARD ENGINES UIM 704.....	67
K5	ENGINES UIM 705.....	67
K6	PROPULSION UIM 708.....	68
K7	GYROS UIM 709.....	69
K8	RACE NUMBERS UIM 710 .....	69
K9	FUEL CUT-OFF.....	70
K10	Anchor / TOWING UIM 715.05 .....	70
K11	FIRE EXTINGUISHER.....	70
K12	Class 3 HULLS AND CLASSES UIM 730 .....	70
K13	REINFORCED COCKPITS UIM 730.2 .....	71
K14	MINIMUM/MAXIMUM LENGTHS AND WEIGHTS UIM 731 .....	72
K15	MODIFICATIONS PERMITTED (LOW EMISSION) OUTBOARD ENGINES .....	74
K16	MODIFICATIONS NOT PERMITTED (LOW EMISSION) OUTBOARD ENGINES .....	75
L	P1 SUPERSTOCK.....	76

L1	sporting rules – general .....	76
L2	Sporting Regulations - Championship.....	79
L3	Entries .....	79
L4	Briefings .....	79
L5	Practice .....	80
L6	Start Procedure .....	80
L7	Pole Position .....	84
L8	Valid Starters .....	84
L9	Outside Assistance.....	84
L10	Racing Rules .....	84
L11	Flag Signals.....	85
L12	Overtaking .....	85
L13	Stopping the Race .....	86
L14	Turn Marks and Missed Marks.....	86
L15	Finishing a Race.....	87
L16	Curtailment of a Race .....	88
L17	Retirement Procedure .....	88
L18	Scrutineering .....	88
L19	Wet Pits & Dry Pits .....	88
L20	Posting of Results.....	89
L21	Operation of Safety Vessel .....	89
L22	Craning.....	89
L23	Flag Signals.....	90
L24	Championship Penalties .....	91
L25	Championship Specific Penalties.....	91
L26	Banned Substances .....	92
L27	Gross Misconduct.....	92
L28	Injured Drivers .....	92
L29	Identity Tags.....	92
L30	Issuing Cards and Associated Penalties .....	92
L31	Technical Rules .....	93
L32	Hull .....	93
L33	Deck .....	94
L34	Engine .....	94
L35	Weights .....	96
L36	Numbers and Championship Decals.....	96
L37	Safety Items .....	97
L38	Fuel .....	97
L39	Protective Clothing .....	98
L40	Propellers .....	98
L41	Jack Plates.....	99
L42	Strops.....	99
L43	VHF Radio.....	99
L44	Steering.....	99
L45	2017 Scrutineering Check List for P1.....	100
M	MARATHON CLASSES RULES .....	101
M1	Concept.....	101
M2	Ultra Marathon Races:.....	101
M3	Safety Requirements for Organisers of Ultra Marathon Races.....	101
M4	Marathon LicenCE Requirements.....	102
M5	Competition Rules: .....	103
M6	Race Boats: .....	103
M7	Engines .....	107
M8	Safety Equipment For The Boat.....	110
M9	Safety Equipment For Each Crew.....	111
M10	Class Classifications Table – As From January 2012. ....	111

M11	Drivers' Responsibility .....	113
M12	Scrutineers' Inspections.....	113
M13	Drivers' Briefing, Signing In, All Classes .....	113
M14	Starting Procedure.....	113
M15	Stopping The Race.....	113
M16	Finishing The Race.....	114
M17	Marathon Racing Specific Penalties .....	114
M18	Mandatory Safety Equipment For Marathon Class Appendix 1 .....	115
	Marathon 2017 Scrutineering Check List.....	116
N	V24 CLASS RULES.....	118
N1	GENERAL .....	119
N2	MODIFICATIONS ALLOWED UIM 952 .....	120
N3	FUEL UIM 953.....	121
N4	IDENTIFICATION UIM 954.....	121
N5	SAFETY UIM 955.....	121
N6	EQUIPMENT UIM 956.....	122
N7	UIM 957 - CREW .....	122
N8	continental/european CHAMPIONSHIPS UIM 800 .....	122
N9	RYA 2017 V24 SCRUTINEERING Check List .....	124
O	UIM Z150 CLASS (DESIGNATED AS EXPERIMENTAL CLASS IN 2017) .....	126
O1	750.1 BOAT.....	126
O2	750.1.2 MINIMUM / MAXIMUM LENGTH, MAXIMUM WIDTH AND MINIMUM WEIGHT.....	126
O3	Boat Length (See diagram – measured the same as 3A).....	126
O4	750.1.3 BUOYANCY .....	126
O5	750.2 COCKPIT.....	126
O6	750.3 ENGINE .....	126
O7	750.3.1 ENGINE HEIGHT .....	127
O8	750.4 EQUIPMENT .....	127
O9	750.5 NUMBERS.....	127
O10	750.6 NATIONAL FLAG .....	127
P	UIM & RYA Class: P750 – THUNDERCAT RACING .....	128
P1	RYA P750.....	128
P2	560 - P750 General CLASS Rules.....	129
P3	561 - CLASSES/HULLS .....	130
P4	562 - MACHINERY .....	133
P5	563 - MODIFICATIONS .....	134
P6	564 A TECHNICAL .....	137
P7	564B RACING REGULATIONS AND RULES.....	139
P8	564B.30 GRID POSTIONS FOR INTERNATIONAL EVENTS .....	144
P9	564C M SHAPE / SURF DISCIPLINE.....	148
P10	564D CIRCUIT DISCIPLINE.....	149
P11	564E LONGHAUL DISCIPLINE.....	150
Q	GENERAL RULES – OPERATIONAL INFO FOR ORGANISERS .....	153
Q1	UNAUTHORISED Events .....	153
Q2	Club Events .....	153
Q3	National events.....	153
Q4	UIM International Ordinary Events .....	153
Q5	UIM WORLD OR CONTINENTAL CHAMPIONSHIPS.....	153
Q6	Notifications.....	154
Q7	Logos .....	154
Q8	National & Offshore Race Training .....	154
Q9	Calendars & Event Dates .....	154
Q10	Race Organisation.....	154
Q11	General Rules For Organising Rya National, Club Races & Uim Races .....	155

Recommended Minimum Criteria For National, Club & UIM EVENTS .....	155
R RACE & COURSE INFORMATION .....	156
R1 COURSE REQUIREMENTS.....	157
R2 RACE DISTANCE .....	158
R3 LAP LENGTHS.....	158

## A HOW TO GET INTO THE SPORT

This is PB1, the rulebook for UK Offshore Powerboat Racing. The purpose of this book is to provide an introduction for newcomers to the sport and also to be a source of general information for officials and competitors.

PB1 should be used in conjunction with the UIM International rule book. Also included are rules for club and national racing.

The Royal Yachting Association (RYA) is the National Governing Body of all UK Powerboat Racing and is affiliated to the Union Internationale Motonautique (UIM) The Monaco based international governing body. The RYA Powerboat Racing Committee (PBRC) is responsible for developing policy for the sport.

Offshore Racing is an enjoyable and exciting form of Motorsport and whilst this rulebook might seem formidable at first glance, it is here to help and guide you. The robust rules on racing, equipment and technical as well as safety management systems including training, are valuable tools in educating competitors to compete in controlled and structured environments. Following the rules and taking to time to keep yourself updated may help you to compete in a safe manner and help to reduce the associated risks.

The sport of Offshore Powerboat Racing is easy to enter and all clubs listed in section A2 are happy to welcome you to their races and help you get started.

Offshore Powerboat Racing Training is provided from the approved training centres & instructors that are listed here on the RYA Powerboat Racing Website :

[www.rya.org.uk/programmes/powerboat-racing/competitor-race-training](http://www.rya.org.uk/programmes/powerboat-racing/competitor-race-training)

To further your interest, please contact and join a club from the section below, go to the race meetings at other venues and talk to the drivers, mechanics, officials and helpers. This will assist you to decide which type of boat you would like to race and will give you some idea of the equipment required and the cost involved.

There are different types of licences required to race powerboats with an upgrading system for the safe progression of drivers through the classes. The required annual medical checks the driver's health before a licence is issued and ensures that only people in good health can race.

**It is the competitor's responsibility to check the relevant UIM class rules / numbering when they are available on the UIM Website [www.uimpowerboating.com](http://www.uimpowerboating.com)**  
**UIM Class Rules where relevant will supersede these rules**

### Powerboat Racing Useful Website Links:

Offshore Racing Drivers Association	<a href="http://www.orda.co.uk">www.orda.co.uk</a>
Powerboat P1 SuperStock Series	<a href="http://www.powerboatp1.com">www.powerboatp1.com</a>
M2M Racing Ltd	<a href="http://www.thundercatracing.co.uk">www.thundercatracing.co.uk</a>
GPA	<a href="http://www.guernsey-powerboat-association.com">www.guernsey-powerboat-association.com</a>
IPRC International Powerboat Racing Club	<a href="http://www.internationalpowerboatraceclub.com">www.internationalpowerboatraceclub.com</a>
UIM	<a href="http://www.uimpowerboating.com">www.uimpowerboating.com</a>



## **A1 How to participate**

All UK residents who wish to take part in Powerboat Racing in the United Kingdom, The Channel Islands and The Republic of Ireland must hold a valid Powerboat Racing licence issued by the Royal Yachting Association.

All UK residents who wish to take part in International Racing must hold a valid International Powerboat Racing licence issued by the Royal Yachting Association.

All new applicants are required to undertake a powerboat race training programme, details of which can be found here : [www.rya.org.uk/programmes/powerboat-racing/competitor-race-training](http://www.rya.org.uk/programmes/powerboat-racing/competitor-race-training)

## **A2 Contact RYA Powerboat Racing**

Jeni Jelf Powerboat Racing Manager 02380 604240  
[powerboat.racing@rya.org.uk](mailto:powerboat.racing@rya.org.uk)

Natalia Wiewiora-Hawkins Senior Administrator 02380 604240  
[powerboat.racing@rya.org.uk](mailto:powerboat.racing@rya.org.uk)

**Existing competitors should only contact the RYA for advice on participation, licencing and paperwork. Any non-administrative contact should be via your club delegate.**

**Competitors and organising clubs are also not permitted to directly contact the UIM and all enquiries must be made directly to the RYA.**

## **A3 Terminology**

In these regulations the word "shall" or "must" means mandatory, whereas the word "should" means recommended.

### **A3.1 Club Racing**

Look for the abbreviation 'C' on the RYA calendar and contact the local organising club for more details of the event . This rule book will provide more information on how to get started.

### **A3.2 National Racing**

National Offshore racing takes place throughout the season at selected venues around the country. Look for the 'N' abbreviation on the RYA Calendar.

To compete at this level you must race in one of the National Classes and also hold a basic Licence, National Classes are run to class specific rules; these are detailed in separate sections within this book. Details of how to apply for an RYA basic Powerboat Licence can be found in this rule book.

### **A3.3 International Racing**

International Racing is sanctioned by the UIM, Union Internationale Motonautique. Additional rules apply to competition at this level and you may be rewarded with a European or World Championship title. Events are held all over the World with most of the National classes competing. Look for the 'I' abbreviation on the RYA Calendar.

## **A4 Organising / Host Clubs**

All event organising clubs must be affiliated to the RYA and must have paid their administration fees. Clubs / Event organisers must have Third Party Insurance in place that covers their event, officials and competitors both on land & water. All event organising clubs must have paid all of their outstanding balances in order to be consider valid & active. In the case of outstanding balances, the RYA will suspend the club in question from

authorised activity and will not carry out any duties relating to club members, questions or paperwork until balances are cleared.

Additionally, Competitors endorsed Licence Validity may be revoked

**A5 RYA Officials & Competitors Form**

All officials and helpers & Competitors must complete and sign the form at the start of every meeting, before taking up their duties. All must remember to sign off at the end of the event.

**A6 Officer Of The Day (OOD) & Safety Officers (SO)**

**A6.1** Officers of the Day & Safety Officers must be appointed to officiate at all International, National, Club, Testing and demonstrations organised under the jurisdiction of the Royal Yachting Association. All OODs & SO's must be on the list of Approved Officials.

**A6.2** The appointment of an OOD & SO is made by an organising club and approved by the PBRC.

**A6.3** OODs & SO's must not compete in any event at which they are officiating, nor be a member of the Protest Committee.

**A6.4** The role of the OOD is to control the overall event and to ensure that all rules and regulations are adhered to. In the absence of the OOD the Deputy OOD (if appointed) must assume responsibility.

**A6.5** The role of the Safety Officer is to coordinate the on-water safety network plan and ensure that all required cover is in place and briefed on their responsibilities. It is also the responsibility of the SO to ensure that all medical cover is in place and good communication with any harbour or official authorities is maintained.

**A7 RYA Approved Measurers**

**A7.1** Measurers have been appointed by the RYA to measure classes as indicated

**A7.2** The Measurer will check that a race boat conforms to all of the criteria specified for its particular offshore class. The measurer should be given 14 days' notice prior to measurement.

**A7.3** The following measurement fees have been set by the RYA and may be charged by the measurers at their discretion.

**£100 Fee for measuring all boats**  
**0.25p Per mile**

Please contact the RYA Office for a list of approved scrutineers.

**A8 RYA Technical Inspector**

Technical inspectors are appointed to events by the PBRC / RYA or the Powerboat Racing department, who will maintain a list and appoint Inspectors as required to meetings during and at the end of the season. Inspectors where possible, should not undertake any work or duty at a meeting which may compromise their appointment.

**A9 RYA Commissioners**

Commissioners are to be appointed by the RYA to as many International, National & Club events as possible.

## **Role & Responsibilities**

- Commissioners must be a current or have previously been an Officer of The Day and must pass an annual written test for re-validation.
- Commissioners must report on all aspects of the meetings to which they are appointed and their function is to audit the performance of officials & compliance with rules. The role is one of an observer and not an active official.
- Commissioners must receive from the organizing club, the full results and copies of all Incident Report Forms and must submit Reports together with copies of the Results and Incident Report Forms to the RYA within 14 days of meetings. The RYA must immediately on receipt of the report copy the documents to the Offshore Racing Committee for review.
- Any breach of the racing rules by a Club, Official, driver or mechanic must be reported to the RYA by the RYA Commissioner.
- Commissioners should endeavour to discuss any problems encountered with a representative of the organizing club. All Commissioners report forms must be reviewed by the ORC and if required the ORC Chair will contact the club to discuss any relevant issues. If serious problems arise the RYA will be notified by the ORC Chair and agreed appropriate action taken. All ORC delegates will be notified as soon as possible if any such action is required.
- The RYA Commissioner, in conjunction with the Officer of the Day, is entitled to take action with the race organisation if safety conditions are not met. In some case they may be entitled to request that an event is suspended if safety conditions are not approved or rules are not being adhered to.
- The reports from the Commissioner are confidential and are not to be used for aims which are contrary to those of the RYA. Nor should they be communicated to the press.

## **Expenses / Organisers Obligations**

Commissioners are entitled to claim a maximum of **£25.00** per day for their services.

Accommodation should be booked by the event organiser for the required period. The accommodation should be of a good standard. Commissioners should also be invited as guests to any official functions and should be included in any free lunch offers if available.

**The above is intended to set a minimum guideline to assist organisers with their event planning budgets. Organisers are urged to liaise directly with their appointed commissioner as soon as possible to make the necessary arrangements.**

## **A10 SCRUTINEERS**

- A10.1** A Scrutineer must examine a boat with a view to confirming that it complies with the items on the official check lists supplied by the RYA and at their discretion, for any other items not so listed. They must refer any discrepancies to the Chief Scrutineer/OOD for decision. Where possible this should be carried out in good time before the start of a race.
- A10.2** Whilst the check lists may not necessarily cover every item which a Scrutineer may wish to check, nor does every item refer to every class of boat, the items must normally be taken in order.
- A10.3** In all cases of complete rejection by the Scrutineer or OOD a full report must be made to the RYA
- A10.4** Following any loss of equipment or damage to the boat including alteration, modification or other disturbance to its engine, fixtures, fittings, all safety, personal and other equipment carried on the boat resulting from an incident, the affected items must be re-scrutineered before practicing or racing continues. It is the driver's responsibility to see that this is done.
- A10.5** A Scrutineer where possible must not Scrutineer any boat which they have designed or built or in which they have a financial or other interest.

## **B Licences**

### **B1.1 General**

- B1.2** Licences are valid for the current calendar year in which they are applied / issued for.
- B1.3** Only one licence may be issued per calendar year by your National Authority.
- B1.4** Once your National Authority has issued your licence you may not be licenced by any other National Authority for the remainder of the calendar year. This includes temporary licencing.
- B1.5** You may not apply to other National Authorities for Licences during this time and must not be issued with a foreign licence unless authorised by your own National Authority.
- B1.6** Foreign competitors who are resident within the UK and wish to apply for a UK Licence must provide written permission from their own National Authority and proof of previous racing experience by the submission of a Powerboat Racing CV. The RYA will separately make contact with the National Authority to verify the application.
- B1.7** It is the competitor's responsibility to apply for a racing licence in good time. Fast-track licences are available from the RYA at the applicable surcharge.
- B1.8** Applications for RYA powerboat licences must be on an application form which includes a medical evaluation which must be completed by a suitably qualified medical doctor.
- B1.9** Family members may not countersign licence application forms.
- B1.10** All applicants must be current members of an active RYA Affiliated Powerboat Club that hosts events.
- B1.11** Only Clubs that are Affiliated to the RYA and are currently 'active' (\*active defined as those who have held and event in the previous 12 months or those that have an event on the calendar in the current year.) can apply for their members to be licenced.
- B1.12** All licence application forms must be countersigned by the appointed club official who must ensure that the applicant is suitably qualified for the classes applied for. This applies to both basic and International licence applications.
- All completed licence application forms must then be sent with the appropriate fee to the RYA by the nominated Club officials who endorsed the application.
- B1.13** The PBRC Medical Panel may refuse an application on medical grounds.
- B1.14** The RYA reserves the right to refuse a licence application or withdraw a licence following disciplinary action or unacceptable behaviour.
- B1.15** An OOD has the authority at all times to remove a competitor from competition if they fail to perform to a satisfactory standard and refer the matter to the RYA for relevant committee action.
- B1.16** Licences and Record endorsements will only be processed or sanctioned provided the competitor or any company they are or were associated with does not have any outstanding debt with the RYA. If a competitor fails to pay any outstanding balances then any titles or speed records obtained since the debt was incurred will be removed.

## **B2 Basic Licence (New / Returning Competitor)**

- B2.1** This licence is issued to all new competitors following completion of race training and those competitors returning to the sport after a break of more than two years and undergone refresher training..
- B2.2** New Applicants for a Basic Licence are required to have completed a Powerboat Race Training programme. Previous Competitors will be required to undertake a refresher Training Course.
- B2.3** Basic Licence holders are eligible to race in National events but will be under the close supervision of the OOD. Provisional licence holders may be withdrawn from races by the OOD and referred to their training centre for further assessment if they do not demonstrate the required levels of competence and ability. If this occurs your licence will be retained and returned to the RYA by the Race Secretary.
- B2.4** New Basic Licence holders will be required to take a start position on the end of the grid or position on the outside of experienced competitors on a rolling start run.

The number of starts required to be completed satisfactorily to be able to start in any position on the grid or start run will be achieved after:

5 X Race Starts – Jetty Starts

3 X Race Starts – Rolling Starts

\*This excludes Marathon & Aqua X Classes

On the licence upgrade sheet, there will be an area for the OOD's to endorse that you have completed amount of starts.

## **B3 Basic Licence (experienced competitor)**

- B3.1** Basic Licences are issued to all previous National Licence holders providing they have taken part in races within the last two years of the application in the class they are applying for. Proof of previous racing experience by the submission of a Powerboat Racing CV with their Licence Application Form may be required
- B3.2** Competitors returning to the sport after a period of absence exceeding 2 years, will be required to undergo refresher training before a licence can be issued.
- B3.3** Basic Licence Holders can participate in Testing, Club & National Events.

## **B4 International Licence & Upgrading**

- B4.1** Competitors wishing to upgrade from a Basic Licence to an International Licence must compete in five Powerboat Racing rounds and demonstrate competence and ability to the satisfaction of the OOD. Once the licence upgrade form has been fully completed it should be returned to the RYA together with any additional fees who will then issue the applicant with an International Licence

**B4.2** Competitors MUST present their Powerboat Racing upgrade form to the OOD prior to the drivers briefing. This will be signed by the OOD at the end of the event providing the OOD is satisfied with the competitor's ability and performance  
**Participation in an event does not guarantee an endorsement signature.**

**B4.3** Previous holders of an International Licence issued within the last 2 (two) years can apply for an International class specific licence which they are qualified for.

**B4.4** Previously experienced competitors, whose licence has lapsed, may apply directly to the RYA via their club to upgrade to an International licence. All such applications will be considered by the relevant committee. The final decision will be based on the past experience and competence of the applicant and consideration will only be given if the competitor has demonstrated that they have used every reasonable opportunity provided to them to upgrade their licence in the normal way.

**B4.5** All competitors applying for an International Powerboat Racing Licence must comply with all UIM Anti-doping requirements and complete the UIM declaration form included.

## **B5 Marathon Licences**

**B5.1** RYA requirements for applicants of Marathon Licences are different to other classes due to the distances involved in this class of racing. Marathon Licences are issued to applicants who can demonstrate a high degree of navigational knowledge and past boating experience; details of these requirements are fully described in marathon class section of this rule book.

**B5.2** Marathon boat passengers who are not in control of the boat or part of the main crew do not have to have undergone specific race training in order to be issued with a crew licence. All other pre-requisites must still be complied with.

## **B6 UIM Super Licence**

**B6.1** Competitors, who race in Class 1 , X Cat & V1, must, in addition to their UK International licence hold a UIM Super Licence.

**B6.2** UIM Super Licence application forms and procedures can be downloaded from either the RYA website or the UIM web site

**B6.3** All applicants are reminded that an additional UIM medical examination is required and that the deadline for a Super Licence is a minimum of four weeks before your first event.

## **B7 Training Licences**

**B7.1** Issued at an event only by Race Secretaries or OOD's.

**B7.2** A Training Licence provides a competitor with a temporary Powerboat Racing licence valid only for the duration of the event to complete the racing element of their Powerboat Race Training. It is restricted to the class as authorised by the Event OOD and signed by the Race Secretary. The Instructor must also supervise this activity.

**B7.3** Training Licences may not be issued to competitors taking part in National Championship Events.

**B7.4** A "Medical Self Declaration" (MSD) form must be completed and signed by the competitor prior to the issue of the Training Licence. If any medical conditions are declared then the event medical officer must review the application and advise in accordance with the rules.

If a decision cannot be given then the Training Licence cannot be issued. In addition, the event Paramedic or Doctor may be required to carry out further checks.

- B7.5** A maximum of 1 (one) Training Licence can be issued to a novice Competitor for each individual class to complete their Powerboat Race Training. If a competitor is not signed off during this event then as long as the paperwork is retained securely it can be used at another Race training session (maximum 2 events)
- B7.6** Training licences may only be issued to UK Nationals / Residents who do NOT already hold a licence with another National Authority either full or temporary.

## **B8 Temporary Licencing & Registration**

The temporary licencing facility is available for those competitors who have completed training and cannot commit to a full season of racing or perhaps are unsure if they would like to take part in more than one or two races for the season.

Additionally, this facility gives qualified competitors the ability to be on standby should they have to take over as a Driver or Co-Driver at an event in unforeseen circumstances.

The way this system works is as follows:

Competitors must have a full medical and fill out a licence application form which must be endorsed by a club in the normal way and returned to the RYA with an Administration fee of £25.00. The RYA will check and process all paperwork and send a receipt to the applicant. The applicant will then be added to a dedicated section the weekly circulation list.

If a competitor decides or a circumstance occurs where they have to take over, a Competitor can pay 50% of the full licence fee to the Race Secretary who will in turn check the circulation list that the competitor is eligible.

If the competitor is eligible, then provided there are no other issues, the competitor will be permitted to sign on to the event and participate subject to being briefed & permitted by the OOD.

The Race Secretary will declare that the competitor has activated their licence on the Event Summary form and return payment to the RYA after the event.

This process will be able to repeated again (a maximum of twice) except for at the 2<sup>nd</sup> activation, the remaining 50% of the licence fee will have to be paid (Less the £25.00 admin fee that has already been paid). After this 2<sup>nd</sup> activation and all payments and paperwork have been received, the RYA will issue a full licence in the normal way.

Alternatively, after the 1<sup>st</sup> activation, a competitor may contact the RYA, pay the remaining fee and apply for a licence to be issued.

**Please note that temporary licencing is for Basic licences only.**



**B9 Age Restrictions**

In all RYA National classes the minimum age for a Driver and Co-Driver is according to Class Rules. For competitors entering races in RYA Club Classes the minimum age is 18 years for both Driver and navigator unless otherwise specified.

All age regulations apply at the date of the race. Please note \* as per class rules

<b>Licence Table</b>		
<b>Class</b>	<b>Basic</b>	<b>International</b>
Class 1	18yrs	18yrs
X Cat	18yrs	18yrs
V-1	18yrs	18yrs
P1 SuperStock	18yrs	18yrs
Class 3A/B	16yrs	16yrs
Class 3C	18yrs	18yrs
Z150	18yrs	
Marathon All Classes	18yrs	18yrs
V-24	18yrs	18yrs
P750	17yrs Driver & 16yrs Co-Driver	See UIM
Club 3	16yrs	
Club Class U,1,2,	18yrs	

## **B10 Racing Licences Under 18 Years**

- B10.1** All persons under 18 years of age must be accompanied at the event by a Parent/Guardian. All competitors who are under 18 on the date of the race will be required to submit written consent of their parent or guardian to their participation in the race and confirmation of their acceptance of the rules governing the event.

## **B11 Immersion Tests and Microdive Course**

- B11.1** If you are racing in a class that requires an Immersion Test i.e. restraint and canopy boats, then you must have undertaken your test before applying for your licence. **See RYA website for details of venues and dates when tests are being offered.**
- B11.2** All personnel racing in a class that requires an immersion test must have successfully undertaken a microdive course or another internationally recognised qualification such as PADI in order to be issued with a licence. The alternative course options will be approved by the relevant RYA Committee.
- B11.3** After an initial diving qualification has been achieved, competitors must undertake an annual refresher course or provide satisfactory proof they have carried out diving activity within the last 12 months.

## **B12 T.U.E (Therapeutic Exemption Form)**

- B12.1** Competitors are not permitted to consume any drugs, substances or products that are listed on the current WADA prohibition list. This list is regularly updated and can be viewed at [www.wada-ama.org](http://www.wada-ama.org). If you are currently taking prescribed medication that is included in the list, please ask your examining Doctor to fill in and sign the TUE exemption form. This form is an extremely important document should a competitor be subject to an anti-doping/Drug test. Competitors are also reminded that any medication prescribed by your doctor after your licence has been issued should be checked on the WADA list and a TUE form submitted to the RYA.

## **B13 Injured Competitor**

- B13.1** In the case of an injured competitor, the OOD, SO or Race Secretary must complete an Incident Report Form, a Hospitalisation form (if they are sent to hospital), and a Licence Withdrawal/Medical Form ( if appropriate) for the injured person. A copy of this documentation, including the competitor's licence must be sent back to the RYA Powerboat Racing Department.
- B13.2** On receipt the RYA will take a copy of the Licence Withdrawal/Medical Form and send this along with a covering letter to the competitor. The competitor is expected to undertake another medical examination by a doctor, declaring him/her fit. When this has been done, the competitor sends a copy to the RYA and the racing licence is returned to him/her.

## **B14 Declaration Of Medical Fitness To Race**

- B14.1** Licenced competitors are required to have a medical examination on an annual basis before your application is submitted.. After you have been issued with a licence it is important to let us know if your level of fitness has declined during the season, either through accident, injury or illness. It is imperative to make sure that you are fully fit before participating. PLEASE THINK CAREFULLY BEFORE PARTICIPATION.

## **B15 Next Of Kin Forms**

- B15.1** Please ensure fill out the Next Of Kin Form that you will receive with your licence application and return with your application. It is important that you keep this information up to date at each event and hand it to the Race Secretary when signing on.

## **B16 Guidelines For Upgrade Endorsement & Demonstration Of Competency**

### **B16.1 Club / National Race signatures to Upgrade to International**

3 x heats of 6 laps to constitute the minimum requirement for a competitor to have completed a Club or National event to be considered for an upgrade signature. signature. Race. OOD's must use their discretion if a driver fails to complete the minimum required amount due to 'force majeure' and a signature should be given only if the driver has completed a reasonable amount laps to an acceptable standard.

- B16.2** Signatures will only be given to those competitors that demonstrate confidence, competence and capability in the opinion of the Officer of the Day. Emphasise must also be given to good conduct both off & on the water, ability to follow rules and instructions

- B16.3** Participation in an event does not guarantee an endorsement signature.

### **B16.4 Demonstration of Competency**

3 x Laps at racing speed will constitute a minimum required time for a demonstration of competency when a competitor competes in a class similar to their own or crosses over to another discipline. OOD's must closely observe the handling capability and only allow race participation if the driver is competent.

- 12.5 The opinion and decision of the Officer Of The Day is final in upgrade endorsement and allowing participation following a demonstration of competency.

## **B17 Unauthorised Events**

A competitor or RYA official cannot participate in a powerboat event that is not calendared or sanctioned by the National Authority or the UIM (where applicable) The RYA will, with immediate effect, suspend all such licence holders and officials from all future events and will notify the UIM of all such suspensions if their participation is identified. This does not apply to RYA training or private individual testing.

Furthermore, the RYA and the PBRC will consider participation in unauthorised events by individuals or officials as reason to refuse licence applications or officials applications. Any RYA Affiliated club involved in or hosting un-authorised events will be disaffiliated or have their affiliation applications refused.

In the case of an international meeting being organised by a club which is not recognised by the National Authority and which has not asked permission to organise such a meeting, the National Authority will:

Notify the Competitor or RYA officials that they will be suspended as described above if they take part in international or UK races not authorised by the local National Authority.

In all cases the local National Authority will request the UIM to extend any suspension or sanction is extended to other countries.

## **B18 Risk Statement**

**B18.1** Competitors and all officials are reminded to familiarise themselves with the content of the following Risk statement which will feature on many documents.

### **B18.2 Risk Statement**

Powerboat Racing is by its nature a dangerous sport and therefore inherently involves an element of risk. However, I understand that having good knowledge of the rules and ensuring that my equipment is in good working order will help to minimise risks.

By participating in or becoming involved with Powerboat Racing organised by RYA affiliated clubs either as a participant, team member or otherwise individuals agree and acknowledge that:

- i. they are aware of the inherent risk involved in the sport and accept responsibility for exposing themselves to such inherent risk, including risks to their person, their property, drowning, hypothermia, collision injuries burns and other physical injuries as well as possible death
- ii. they have satisfied themselves that they have the necessary skill and knowledge to take part in the event and deal with the conditions that may arise in the course of a race
- iii. they will not participate in the event whilst under the undue influence of alcohol, drugs or whilst otherwise unfit to participate
- iv. they are responsible for the safety of themselves their crew their boat and their property whether afloat or ashore and that the management of their boat including insurance is solely their responsibility
- v. scrutineering does not constitute a condition survey of the boat and it is solely their responsibility to decide whether or not to start or to continue in any powerboat race
- vi. ensuring the efficiency and suitability of the helmets and racing vests worn is solely their responsibility
- vii. the provision of a race management team, patrol boats and other volunteers by the event organisers does not relieve them of their responsibilities
- viii. the provision of patrol boat cover is limited to such assistance particularly in extreme weather conditions as can be practically provided in the circumstances
- ix. to be bound by the conditions of the Race Entry Form, Racing Instructions / Advance Programmes and the General Competition Rules of the UIM and the RYA
- x. they will accept the decisions of the organising committee and officials nominated by the organising committee.
- xi. they understand that it is their responsibility to ensure that the event has suitable insurance cover in place before participating and it is also their responsibility to ensure that they familiarise themselves with event Risk Assessments & Race Instructions / Advance Programmes and bulletins before participating.

### **INDEMNITY**

Participants in the event will be required on signing on to the event to save harmless and keep indemnified:

- (a) The owners of the premises at which the event is held;

(b) The organising club, the sponsors and the RYA and their respective officials, servants and agents; and,

(c) The other boat owners, drivers, passengers or mechanics engaged in the meeting (together with the "Indemnified Parties") AGAINST all actions, claims, costs, expenses and demands in respect of loss of or damage to the property of or personal injury sustained to the Indemnified Parties to the extent caused by the participants, their crew, their boat, their mechanics, support team, representatives or agents.

IMPORTANT NOTE: Persons under the age of 18 must have written authority signed by either Parent or Guardian.

THE RESPONSIBILITY FOR A COMPETITORS DECISION TO PARTICIPATE IN A RACE

OR TO CONTINUE RACING IS THEIRS ALONE

## **C Boat Registration, Measurement & Engine Homologation**

### **C1 Boat Race Number**

- C1.1** If you are racing in any of the following classes please contact your club for a race number. Your new race boat number **MUST** be noted in your RYA Registration Logbook.

P750

P1 Super Stock

- C1.2** All other classes, race numbers are only allocated and confirmed to licenced competitors (there is a section on the licence application form to complete with your first and 2<sup>nd</sup> choice) or when submitting your Logbook/Measurement Certificate

The RYA Office will then check your Class boat register and inform you of any availability for the number you have requested.

### **C2 Retain Boat Race Number**

- C2.1** Race numbers are only allocated and confirmed to licenced competitors (there is a section on the licence application form to complete with your first and 2<sup>nd</sup> choice) or when submitting your logbook/measurement certificate how to register your boat
- C2.2** All boats that are intended to be raced must be registered with the RYA. Registration relates to both the owner and the boat. Any change in ownership requires re-registration.
- C2.3** Boats with canopies must have been measured and must hold a current Measurement Certificate to verify that the boat complies with current UIM 508 specifications.
- C2.4** If you are racing in either Club, Thundercats or P1, you will require a new RYA Boat Registration Logbook before you can race.
- C2.5** New competitors may complete an RYA boat registration application form at the race site, which will then be sent back to the RYA at the end of the event. Any damage incurred during racing will be recorded in the new logbook, which will then be sent to the owner by the RYA. This logbook must be produced at every race prior to being allowed to participate.
- C2.6** Contact the RYA or your club and ask them to send you a Boat Registration Form. Alternatively you can download these from the RYA web site, go to in the offshore section and select the required form.
- C2.7** Boat registration forms must be completed and returned to the RYA a minimum of 7 days prior to the intended first race, unless by prior arrangement with the RYA.
- C2.8** A registration fee may be payable to the RYA. Please contact the RYA for details.
- C2.9** If you are racing in any of the Offshore UIM classes, you will require a full RYA Measurement Certificate before you can race nationally.
- C2.10** Any change in ownership requires re-registration.
- C2.11** The RYA will issue a registration log book or measurement certificate, which must be presented at race control at the same time as racing licences. The Scrutineer will record details of any damage to the boat sustained at the event or technical infringement in the RYA Boat Registration Logbook or measurement certificate. This will then be returned to the RYA

to be recorded on the database before the registration log book / or measurement certificate is returned to the Competitor.

- C2.12** If you are racing an Offshore UIM Class, your boat must be measured to ensure it complies with the International Rules. Contact the office and we will guide you through this simple process.

### **C3 Previously Registered or Measured Boat**

- C3.1** All boats that are intended to be raced must be registered with the RYA. Registration relates to both the owner and the boat. Any change in ownership requires re-registration.
- C3.2** Boats with canopies must have been measured and must hold a current Measurement Certificate to verify that the canopy is to full 508 specifications.
- C3.3** New competitors may complete an RYA boat registration application form at the race site which will then be sent back to the RYA at the end of the event. Any damage or technical infringement incurred during racing will be recorded in the new logbook or measurement certificate, which will then be sent to the owner by the RYA. This logbook or measurement certificate must be produced at every race prior to being allowed to participate.
- C3.4** Boats previously registered or measured in the case of Offshore UIM Classes must be registered by the new owner with the RYA. Any changes in ownership require a new RYA logbook registration form to be completed. All Offshore UIM Classes must re new their measurement certificates annually. Follow the procedure above and ensure you allow enough time for the paperwork to be processed and where necessary the boat measured.
- C3.5** All Measurement Forms and Registration applications must be received correctly completed at least 7 days prior to the licensee's first intended race.

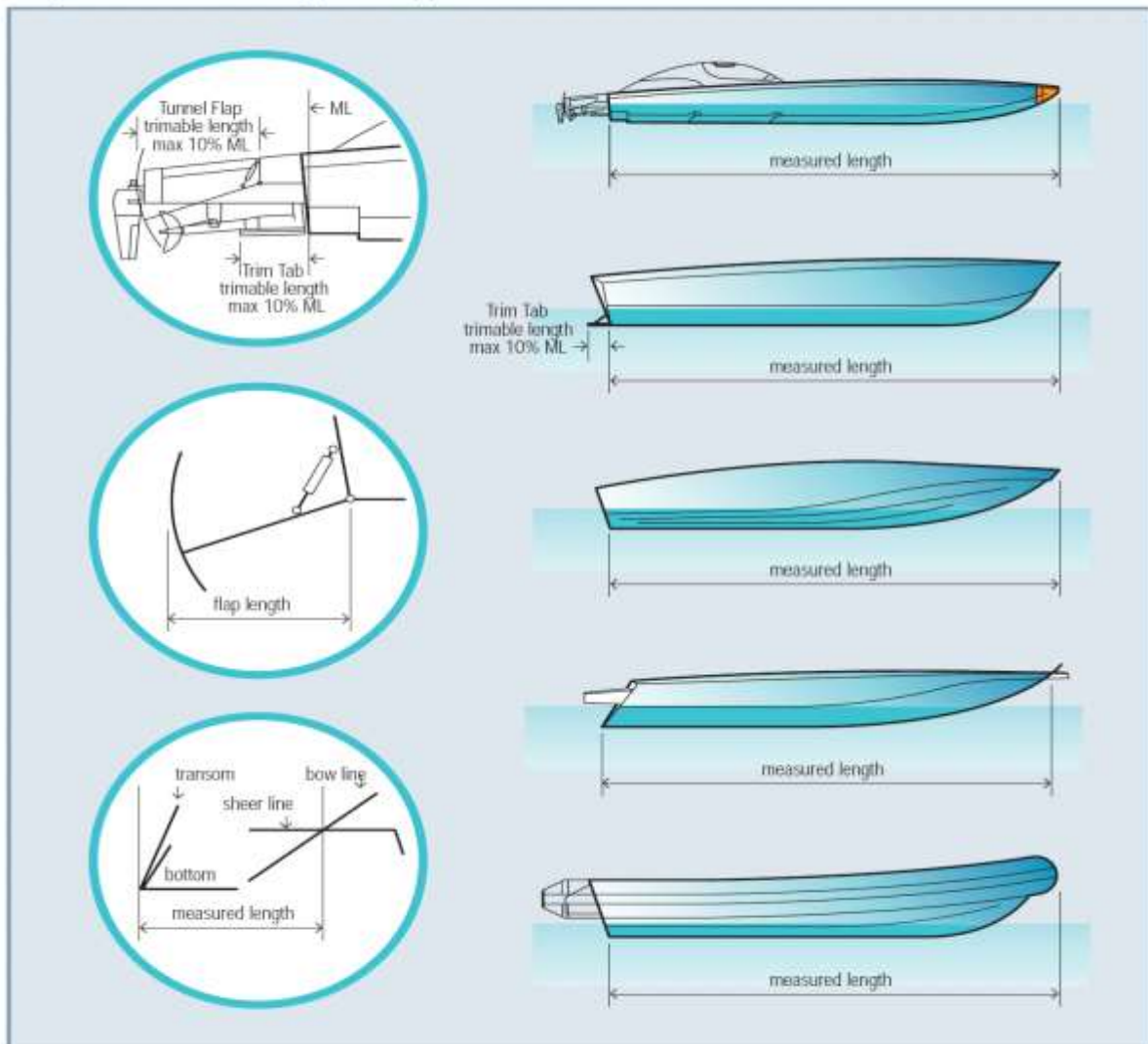
### **C4 Boat Length Measurement (except Class 3A)**

The length must be measured between the perpendiculars of the external moulded length of the boat, taken at the extreme bow and the rear most planning surface (the rear most part of the keel) including all hull planning steps (regardless of height), but excluding trim tabs, either fixed or movable.

**See Diagram**

## C4.1 Length Measurement Diagram

### *Length measurement diagram – Appendix 4*



*Offshore UIM rules nos. 501.11,721,732*



## C5 Class 3 Monohull Definition

**C5.1** A Monohull is a boat with one hull

**C5.2** A minimum distance of 80% of the 'Measured Length' should in the centreline, be the deepest part of the hull

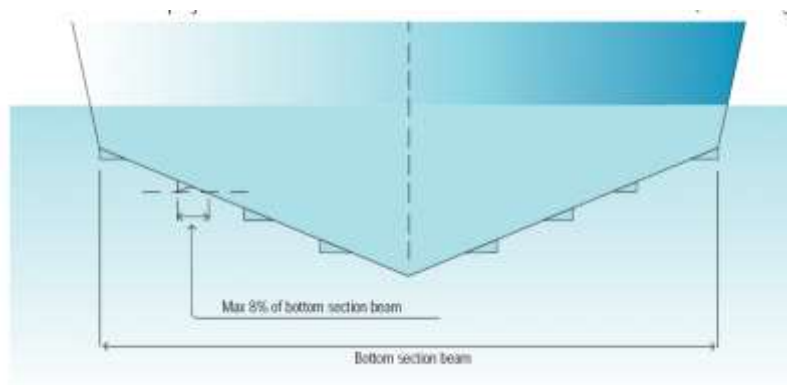
**C5.3** Transverse sections should, from the centreline, have positive angles up to the sections maximum beam, except in the following two cases:

**C5.4** Each spray deflector may have a concave surface with a horizontal width from the hull to the outside of the spray deflector of no more than 8% of the hull's Bottom-section-beam. (see diagram A & B)

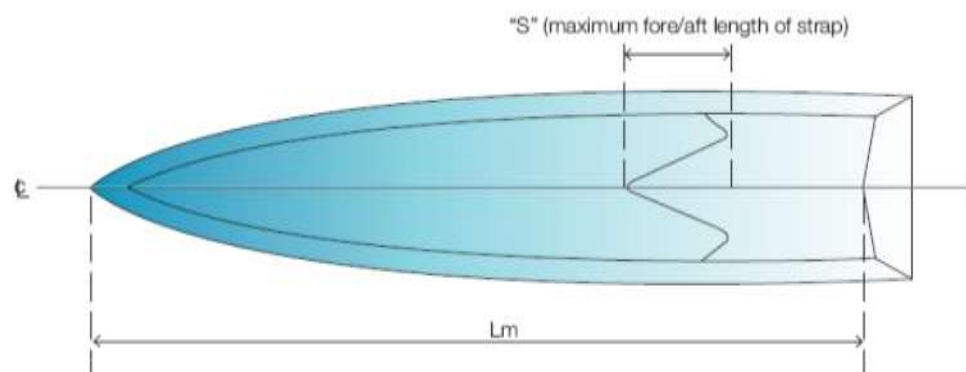
**C5.5** Each spray deflector must not have a total downward angle exceeding 20 degrees.

**C5.6** Steps which are swept aft may have a distance "S" of no more than 25% of 'Measured Length'. (see diagram A & B)

**C5.7** Diagram A



**C5.8** Diagram B



## C6 Cube Rule

**C6.1** The outer surface of the hull excluding any protuberances such as chine rubbers and spray rails shall contain a "cube" of the following dimensions:

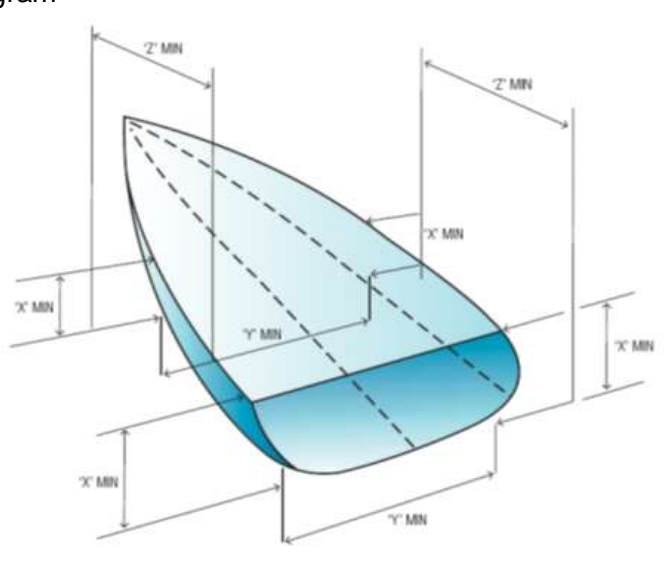
Class	Height ('X')	Width ('Y')	Length ('Z')
C - 2.0 litre	0.46m	1.2m	2.75m
Z150 - 150 hp	0.46m	1.2m	2.75m
B - 1.3 – 2.1 litre	0.46m	1.2m	2.35m
A – 2.1 litre	0.46m	1.2m	2.35m

For multihulls measured before November 1st 1994 the cube may be split in the longitudinal direction, in the vertical plane, into two equal parts, provided the two halves are set side by side. The split cubes may be turned 90 degrees.

Multihulls measured after November 1st 1994 do not need to contain the cube.

For monohulls, only the complete un-split cube is permitted

### C6.2 Cube Diagram



## C7 Engine Homologation Procedure

**C7.1** Competitors are advised that engines used in any RYA or UIM classes must comply with Class rules.

**C7.2** It is the competitor's responsibility to ensure that this rule is complied with at all times. Failure to do so may lead to disqualification from the race or race series.

- C7.3** Competitors racing in International Classes are further reminded that their engines **MUST** be homologated by the UIM and recorded on the UIM web site or official listing and the homologation number noted on the boats measurement certificate. Engines not listed on the UIM official list must not be used at International events. If a competitor wishes to apply for a new engine or model to be homologated for a particular class the following process must be adopted: Contact the RYA stating the make and model of the engine and racing class in which it is to be used. Engine homologation information can be found on the UIM website [www.uimpowerboating.com](http://www.uimpowerboating.com)
- C7.4** The RYA will advise whether it is already homologated or if a new homologation is required. Check that the engine hp/cc is within class limits and ask for a homologation application form, complete this form and return it to the RYA. The RYA will notify the UIM and arrange for an engine inspection to be carried out. Once this has been completed the UIM will place the homologation application before the relevant UIM Commission who will consider the application. This process is lengthy and can take many months, sufficient time must therefore be allowed when making such applications.

## **D General Rules:, Boats Equipment, Engines & Safety**

To be read In accordance with Class Specific Rules

### **D1 Race Numbers**

- D1.1** Numbers shall be painted in waterproof black paint on a yellow or white background or be made of black coloured self-adhesive materials of adequate strength. No number may begin with a zero. All numbers shall be plain upright.
- D1.2** The numbers shall be painted so as to be clearly visible from both sides and from above. Those on the beam shall be placed on the forward half of the boat.
- D1.3** Those numbers displayed on the foredeck and on the underside of a tunnel shall read correctly from the transom and both class letter and number shall be underlined by a black bar. If displayed on the afterdeck, the number shall read correctly from the transom and must be underlined by a black bar.
- D1.4** Boat race numbers must also be displayed on the right side of the trailer aft of the hitch.
- D1.5** The individual numbers shall conform to the following minimum dimensions, the only exception being where the size of the boat does not allow the minimum size to be carried.
- |                   |      |                 |      |
|-------------------|------|-----------------|------|
| <b>Height:</b>    | 30cm | <b>Width:</b>   | 23cm |
| <b>Thickness:</b> | 5cm  | <b>Spacing:</b> | 8cm  |
- D1.6** Each numeral shall be contained within the imaginary square made up of the height and width and the spacing taken between the imaginary vertical lines of the square. The numeral 1 (one) is governed only by thickness and height and the spacing is measured from the edge. The background shall extend at least 23cm in front of and beyond the end numerals and at least 7.5cm above and below the numerals. All numerals shall be plain and upright.
- D1.7** The class prefix shall precede the numbers and letters must be the same minimum dimensions as the numbers. The letter and numbers shall be separated by a dash.

### **D1.8 Class Prefix Numbers**


<b>CLASS</b>	<b>PREFIX</b>
<b>3A</b>	<b>A -</b>
<b>3B</b>	<b>B -</b>
<b>3C</b>	<b>C -</b>
<b>Z150</b>	<b>Z -</b>
<b>V24</b>	<b>V -</b>
<b>Club 3</b>	<b>3 -</b>
<b>Club 2</b>	<b>2 -</b>
<b>Club 1</b>	<b>1 -</b>
<b>Club Unlimited</b>	<b>U -</b>
<b>Marathon</b>	<b>In accordance with rules</b>

- D1.9** On catamaran boats the numbers must be placed on:
- The foredeck within front third of boat
  - The tunnel underside within front third of boat
  - The outside of both sponsons within front third of boat

On all other boats the numbers must be placed on:

- The foredeck within front third of boat.
- Both sides of the hull within front third of boat.

- D1.10** The beam race numbers may also be painted or glued on slightly curved non-vertical surfaces provided that the whole number is within 30 degrees from the vertical position. The height must be 0.30m measured vertically.



## D2 Advertising

- D2.1** No part of any advertising, sign writing, flags, badges, emblems or marks of any kind shall be within 0.5m of the race number.
- D2.2** No material may be displayed which advertises any product which is in conflict with the race sponsor's products unless prior permission in writing is obtained.
- D2.3** Display material considered to be offensive in the opinion of the organisers will be required to be removed. Failure to comply could result in disqualification.
- D2.4** Race organisers may require competitors to carry event sponsor advertising. This advertising must be provided by the organiser.

## D3 RYA / National Flag Decals

- D3.1** All boats must display the RYA Powerboat Racing decals on either side of the boat to be eligible for National Championship points or pass scrutineering.
- D3.2** Boats taking part in International races must carry their national flag with minimum dimensions 450mm x 300mm throughout the race.

#### **D4 Towing Cleat & Eyes**

- D4.1** Towing cleats and eyes shall be of adequate construction and strength for the boat to be towed when waterlogged, and shall be securely fixed to the main hull structure, not merely to the deck.
- D4.2** For multihulls a towing eye must be fitted to the under part of the tunnel, centreline at one third of the distance aft from the front edge of the tunnel. This hook must be easily accessible for attaching a line during recovery of the boat in the event of a capsize. The hook is to be fitted on a reinforced area designed for the purpose of towing a water laden hull.

#### **D5 Painter / Towing Line**

- D5.1** All boats must carry a towing grab line permanently fixed to the towing eye or bow eye so as to avoid the crew having to clamber out on to the bow to accept a tow. This grab line must be no longer than the overall length of the boat to avoid fouling the propeller.
- D5.2** All boats must carry an additional towing line at least twice the length of the boat
- D5.3** Towing lines must be of sufficient length and strength for the purpose of towing. All ends must be whipped or welded, and chafed or worn ropes must be renewed.

#### **D6 Sharp Edges**

- D6.1** All sharp edges must be adequately protected or removed.

#### **D7 Steering & Control Cables**

- D7.1** All steering system components, control cables, linkages, quadrants and any fitting within the steering system must be in good condition, secure and fit for purpose. Mounting bolts must be secured with lock nuts or pins.
- D7.2** Outboard engines, out drives and rudders shall operate with full and free movement but there must be no undue degree of play.
- D7.3** Hydraulic steering helm units ram cylinders, hoses and unions must be free of leaks and adequately protected.
- D7.4** It is not acceptable to have single push-pull steering on outboard engines.
- D7.5** Boats with more than one outboard engine or outdrive must have a properly engineered tie-bar system.

#### **D8 Seats**

All seats fitted must be secure and fit for purpose.

#### **D9 Structural State**

It shall be the competitor's responsibility not to offer for scrutiny a boat that has any structural or mechanical defects.

#### **D10 Deck Strength & Deck Rails**

Decks must be able to bear the weight of a 100 Kg person standing at any point and must have sufficient hand holds (deck rails) of adequate strength and material that are fixed bolted through the deck.

A single rail would be sufficient. No ropes can be used as rails or hand holds.

## **D11 Windshields/Windcreens**

**D11.1** Must be well secured.

**D11.2** Must be of non-splintering material. The use of glass for windcreens is forbidden except where they are made from toughened glass or laminated.

**D11.3** Must be masked by rubber or plastic on any bare edges.

**D11.4** Must not be so designed that they would restrict the driver from being ejected.

## **D12 Cameras**

**D12.1** External recording devices such as Go-Pro's must be securely fixed and not mounted in a such a way that their presence will cause a hazard to a competitor being ejected from their craft.

**D12.2** Cameras may also not be mounted in any way that could cause disturbance to a competitor's field of vision.

**D12.3** Cameras may not be mounted/fixed externally on helmets.

**D12.4** Handheld video use is not permitted while underway, racing or testing during the event

## **D13 Fuel**

**D13.1** The only fuel to be used by any offshore powerboat must have the same characteristics as the fuel commercially available to the general public as dispensed from roadside pumps or marine fuelling facilities.

**D13.2** For petrol engines, no additives are permitted except lubricating oil providing that such oil does not increase the octane or the water content of the fuel or enhance the fuel by any other means.

**D13.3** For diesel engines, the fuel shall be that intended for use in diesel engine road vehicles or automotive based marine engines.

**D13.4** Bio-fuel is permitted as dispensed from roadside pumps or marine fuelling facilities. No additives are permitted except lubricating oil providing that such oil does not increase the octane or the water content of the fuel or enhance the fuel by any other means.

**D13.5** The unleaded petrol must be as defined by the European Committee for Standardisation (CEN), EN 228 (2004), BSEN 7070 or other comparable national or regional standards. The Standard for Bioethanol Fuel is E85 Automotive 5293(2005)

## **D14 Fuel Tanks & Lines**

**D14.1** Shall be secure in all directions, in good condition and shall not leak.

**D14.2** There must be an easily accessible means of shutting the fuel supply off from the tank(s). When additional electric pumps are fitted to the fuel supply of outboard motors a fuel pump cut-off switch must be fitted within easy reach of either crew members. The position of the fuel pump cut-off switch must be clearly marked.

**D14.3** Boats must have suitable arrangements for filling and venting which are not close to any hot equipment such as exhaust manifolds. All boats must have fuel venting capabilities outside of the crew containment area.

**D14.4** The fuel tank or tanks must be grounded to enable the discharge of static electricity, excluding rubberised bladder tanks.

## **D15 Forward And Reverse Gears**

**D15.1** All craft must be able to be manoeuvred ahead and astern by means of the main propulsion system and have neutral capability operated by controls at the driver's position.

## **D16 Throttle Control**

**D16.1** Foot throttle (if fitted) must be properly connected, work freely and must not be in a position where it can be fouled. It shall quickly return the engine to idling speed when released.

## **D17 Batteries**

**D17.1** Batteries shall be secured with fittings sufficiently strong to withstand any anticipated shock or inertial force and housed in ventilated compartments and mounted upon a secure and solid platform.

**D17.2** Be free of corrosive leaks and well maintained to the satisfaction of the Scrutineer.

**D17.3** The positive terminal of all batteries shall be protected against accidental contact.

**D17.4** Shall be fitted with a clearly marked battery isolation switch in the positive and/or negative supply line.

## **D18 Bilge Pumps & Bailing**

**D18.1** There shall be at least one manual bilge pump fitted to the boat. The number and capacity of pumps installed shall be appropriate to the size of the boat.

**D18.2** All bilge pumps shall be in proper working order and secured to the boat.

**D18.3** A Pail/Bucket with a minimum capacity of 5 litres is mandatory.

**D18.4** It is also advised that an electric bilge pump is fitted.

## **D19 Anchor And Line**

**D19.1** An anchor and line shall be carried. The anchor shall be of a size and strength appropriate to the length and weight of the boat. An anchor line of at least 30 metres in length shall be carried.

If felt appropriate by the OOD/SO, this requirement may be varied or removed by a statement in Race Instructions.



## **D20 Engine Eligibility**

- D20.1** It is the Race Committee's duty to decide upon competitors' eligibility and as to whether boats and engines conform to the rules. If a Race Committee or Chief Scrutineer decides to check an engine in order to verify its eligibility, the cost shall be borne by the competitor.
- D20.2** When a competitor raises a protest against another competitor over the eligibility of an engine, and in order to prove this eligibility an engine is required to be checked, then the costs involved are to be borne by the losing party. This means that following a protest, if the engine is found to be illegal the protestee shall pay for the checking. If however, the engine conforms to all the rules then the cost of checking shall be borne by the protestor.
- D20.3** The National Authority may appoint a number of technical engine inspectors who can attend any engine inspection or carry out their own checks with the Chief Scrutineer at any event.

## **D21 Engine Cut-Off**

- D21.1** Engine cut-off device ("kill switch") for connection to all crew is mandatory. One switch with a dual connection cord is permissible; however each cord must be independently linked to the switch.
- D21.2** An additional connection cord and clip (one per switch) to allow the engine to be restarted is mandatory
- D21.3** Any kill switch connection cord must not exceed 120cm. This applies to all crew members.
- D21.4** KILL SWITCH CONNECTION CORDS SHALL BE ATTACHED TO EACH CREW MEMBER BEFORE THE ENGINE IS STARTED AND AT ALL TIMES WHEN THE BOAT IS RACING, TESTING, PRACTICING or UNDER THE DIRECTION OF THE START BOAT.

## **D22 Engine Mounting**

- D22.1** Outboard mounting brackets and clamps must be secure and in a satisfactory condition and attached to the transom with at least four bolts pinned or lock-nutted to the satisfaction of the Scrutineers.
- D22.2** Inboard engine mountings must be sound, and the mounting bolts securing to the hull must be pinned or lock-nutted to the satisfaction of the Scrutineers.

## **D23 Engine Wells – Outboards**

- D23.1** All holes cut into the bulkheads of the engine mounting structure for the purpose of passing control cables, etc., must be watertight, must be as high as possible and must be above the level of the lowest point of the transom cut-out.

## **D24 Engine Hazards**

- D24.1** The engine must be free of dangerous corrosion, oil or fuel leaks or excessive heating likely to be a fire hazard or a danger to any adjacent structure.

## **D25 Shaft Guards and Engine Compartments**

**D25.1** Refer To Marathon Rules Or Specific Class Rules

## **D26 Twin Installations**

**D26.1** When twin engines of the outboard type are installed, but the particular type is not available with opposite hand propeller rotation, it is permitted to modify the drive of one unit to obtain contra-rotation provided that:

- a. The standard underwater unit casing is retained
- b. The final propeller ratio to the crankshaft is unaltered.

**D26.2** It is also permitted to change the rotation of one unit if an alternative opposite hand rotation underwater unit or a kit of parts to modify the unit is offered by the manufacturer or his concessionaire. In that event the gear ratio of the single altered engine may vary from standard provided it is an incorporate part of the alternative unit or kit.

## **D27 Propeller Security**

**D27.1** It is the responsibility of the competitor to ensure that the propeller or propellers are sound; particularly at the blade roots and that it/they are securely locked by the propeller nut(s).

**D27.2** It is forbidden to start the motor with the propeller rotating in the air.

## **D28 Equipment & Safety**

**D28.1** All safety equipment must be carried on board and fixed/stored to the Scrutineer's satisfaction.

## **D29 Fire Prevention**

**D29.1** It is mandatory to carry 1 x 2kg or 2 x 1kg dry powder fire extinguisher/s readily accessible to the crew. Maintenance at manufacturer's recommended intervals is required, and evidence that this has been carried out should be available. **All fire extinguishers where fitted must be fully charged and in date.**

**D29.2** In addition to the above all boats with inboard engines must carry a fixed automatic fire extinguishing system. This system must be properly installed and engineered. Maintenance at manufacturer's recommended intervals is required, and evidence that this has been carried out must be available. **All fire extinguishers must be fully charged and in date.**

## **D30 Exhaust System For Inboards**

**D30.1** The Exhausting of gases must be designed in such a way that the driver and his crew are protected against the dangers represented by these gases. Carbon Monoxide sensors and alarms must be fitted in all canopied boats.

**D30.2** The engine exhaust manifolds, pipes and exhaust driven turbines from the engine outlet to the point of exit must be water cooled by jackets or shielded. The external surface of the shield must not exceed 150°C at any time. The exit must be located in such a position whereby the crew cannot be affected by exhaust fumes.

**D30.3** It is acceptable for a short pipe length not exceeding 3cm in length and connecting the exhaust piping to the cylinder block or between the different sections of the piping or the connection with the turbine supercharger, or the interruptions necessary for the supercharger, need not be cooled.

**D31 Buoyancy**

It is mandatory that all race boats carry additional buoyancy to minimise the possibility of sinking if holed.

**D32 VHF Radio**

**D32.1** Every race boat should have on board an operational, multi-channel VHF radio equipped with channels M1/37 (157.850 MHz) and M2 (161.425 MHz).

**D32.2** Radios may be a 25 Watt PEP fixed VHF radio or a hand-held VHF Radio which is certified waterproof by manufacturer.

**D32.3** An appropriate ship or transportable licence for VHF Radios must be obtained from Ofcom and available for inspection by race officials.

**D32.4** It is the responsibility of the crew to ensure that at least one crew member holds a VHF Operators certificate.

**D32.5** If felt appropriate by the OOD/SO, this requirement may be varied or removed by a statement in Race Instructions.

**D33 Intercom**

**D33.1** It is Mandatory in canopied boats and all boats with tandem seating to have an intercom system, between driver and navigator, installed and operational

**D33.2** It is highly recommended to have an intercom system, between driver and navigator, installed and operational in all boats

**D34 Racing Vests & Life Jackets**

**D34.1** Racing Vests must be worn at all times by all persons on board whilst on the water.

**D34.2** The efficiency of a racing vest is the responsibility of the wearer, but the following racing vest conditions must be complied with:

**D34.3** All vests must have an inherent buoyancy of at least 100 Newton and shall be fitted with collars.

**D34.4** Lacing ties and/or straps shall be adequate and in good condition. All straps shall be at least 40mm wide and have a minimum breaking strain of 500kg. There must be lifting straps at the front or on the shoulders.

**D34.5** Zips are not permitted as the sole means of fastening a racing vest. Where zips are used as an ancillary means of closure they must be in working order.

**D34.6** Tears or rips or bad repairs through which buoyancy material may leak out are not permitted.

**D34.7** Vests must be orange, red or yellow.

- D34.8** Vests must have a lifting eye or strap attached to the main harness
- D34.9** Vests must not be able to ride up over the wearer's head, and must be secure to the body.
- D34.10** The disposition of the solid buoyancy must be such as to ensure that an unconscious person will float face up in the water
- D34.11** The vest must have impact protection material covering the back.
- D34.12** Crews racing in canopied boats with restraints and air systems must use racing vests, cell suits or floatation suits with near neutral buoyancy. Lifeline cell suits or Crew saver style manual inflation jackets are recommended providing crutch straps if fitted are used.
- D34.13** Examples of the type of jacket that comply with the above are the Hutch Wilco, Grabner, Formula or Aqua Stop racing vests. Please contact your National Authority for additional information if you are unsure of the type of product that is acceptable.

### **D35 Protective Clothing**

- D35.1** Overalls – All crew members whilst racing must wear suitable protective clothing that covers the torso and all limbs to the wrists and ankles. It is highly recommended that overalls comply with current FIA regulations and are cut resistant.
- D35.2** Protective clothing used must be durable enough to provide bodily protection and it is recommended to be fire retardant.
- D35.3** RYA Scrutineers will check that overalls and clothing comply with these requirements.
- D35.4** All limbs must be covered whilst racing.

### **D36 Whistle, First Aid Compress & Knife**

All crew members must carry a whistle and first aid compress, both of which must be attached to them whilst racing, and each crew member must carry a sharp knife in a protective sheath.

### **D37 Flares**

- D37.1** Race boats shall carry, as a minimum, two hand-held distress flares and two orange smoke flares.
- D37.2** If felt appropriate by the OOD/SO, this requirement may be varied or removed by a statement in Race Instructions.

### **D38 Retirement Flag**

All boats shall carry an orange rectangular flag of a minimum size of 0.60m x 0.40m as a means of declaring retirement from a race, and the means of maintaining it aloft where it can best be seen. Retirement flags are to be kept aloft at all times once retired if practical, so as to distinguish retired craft from those still racing.

Once a boat has retired it cannot, under any circumstances, continue or re-start Racing.

### **D39 Charts**

- D39.1** Competitors are required to be in possession of up to date electronic or manual charts of the course

**D39.2** Specific charts may be stipulated in Race Instructions

**D39.3** If felt appropriate by the OOD, this requirement may be varied or removed by a statement in Race Instructions

**D40 Compasses**

A manual or electronic plus back-up compass must be carried.

**D41 Diving Mask**

One diving-mask per boat is mandatory for international Class 3 racing.

**D42 PROTECTIVE HELMETS**

**D42.1** Unless otherwise stated at the briefing, protective helmets must be worn by all persons on board at any time when the boat is on the plane, during the journey to and from the race / muster and during racing and practice or testing

**D42.2** It is mandatory during all on water activity for competitors to wear a helmet complying to a minimum of the following standards : Helmets will be checked by scrutineers for compliance.

**Snell K2005 / K2010**

**Snell M2005 / SA2005**

**Snell M2010 / SA2010 / SAH2010/ SK2010**

**Snell M2015 / SA2015 / K2015 / EA2016**

**Snell CMR2007 /CMS2007 / CMS2016 / CMS 2016 (under 18yrs only)**

**EU ECE22-05 ( UK Racing only)**

**FIA FIA8860-2004 / FIA8860-2010 / FIA88660-2015**

**D42.3** Helmets must have the boats race number provided on the top and to be easily read from behind. Minimum height of 7.5cm (75mm). This can either be painted in black or with the use of adhesive tape. This does not apply to P750 classes

**D42.4** Helmets must have temple protection and must be coloured Fluorescent Orange, Fluorescent Red, Fluorescent Yellow or International Orange Colour. These helmet colours must be bright enough to be clearly visible in the water.

**D42.5** For children under the age of 18yrs it is mandatory that helmets conforming to Snell FIA CMR/CMS 2007 are used. These helmets must not be used by competitor's age 18 years and over. Competitors under the age of 18 with a head circumference of more than 60cm must contact the RYA for further advice.

**D42.6** For enclosed cockpit classes it is highly recommended that you wear a suitable helmet that facilitates the easy use of air.

**D42.7** Chin straps must be in good condition and operative & Helmets must be devoid of any dents or splits. The efficiency & fit of a helmet is the sole responsibility of the wearer

**D42.8** Helmet visors must be in good condition, devoid of cracks and easily detachable. Visors must also remain in the down position during all on-water activity.

**D42.9** It is recommended that full faced helmets are used at all times where practical, Open-faced helmets are permitted unless otherwise stated in Class Specific Rules or Race Instructions.

**D42.10** Hard hats or racing helmets must be worn at all times in the craning area.

**D42.11** Helmets will be inspected at every race and scrutineers will use the list as a guide. If your sticker or standard is absent, your helmet will not pass scrutineering.

**D42.12** External recording devices such as cameras are not permitted to be attached to helmets.

#### **D43 FRONTAL HEAD RESTRAINTS**

**D43.1** For enclosed Cockpit Classes the use of a Frontal Head Restraint system (FHR) that complies with SFI 38.1 standard or FIA 8858 standards is highly recommended in 2017 and will be mandatory in 2018.

## **E General Rules: Racing**

### **E1 Pre-Race Declaration Form**

All drivers and crew members shall sign the National Authority indemnity form which shall be made available by clubs. On signing on all competitors must produce the relevant class specific paperwork, including Class Licence, Measurement Form/ Log Book, Engine Homologation Sheet and a copy of Race Instructions.

### **E2 Responsibility**

The competitors accept responsibility for any eventualities that may occur as a result of entering a race. It is the competitors sole and ultimate responsibility to decide whether or not to start or continue in a race once passed scrutineering

### **E3 Identity Tags**

All Driver and Co-Drivers will be issued with waterproof temporary identification, with full name clearly noted, which must be worn on the right wrist at all times for the duration of the event.

These identification tags may be collected at the boat retrieving ramp/crane area after the final race to validate the driver/crew/boat combination.

### **E4 Smoking**

**E4.1 ALL SMOKING OF ANY TYPE IS PROHIBITED IN THE PIT AREAS.** Adequate signs will be posted to this effect and the rule will be rigorously applied by pit marshals.

**E4.2** Competitors / crew are strictly forbidden from smoking in their boats at any time while signed in to an event.

### **E5 Scrutineer's Inspections**

**E5.1** A Scrutineer must examine a boat with a view to confirming that it complies with the items on the official check lists supplied by the RYA and at their discretion, for any other items not so listed. They must refer any discrepancies to the Chief Scrutineer/OOD for decision. Where possible this should be carried out in good time before the start of a race.

**E5.2** Scrutineering does not constitute a condition survey of the boat.

**E5.3** The scrutineering sheet may not necessarily cover every item that a Scrutineer may wish to check on a particular boat nor does every item necessarily refer to every class of boat. A Scrutineer shall reject a boat if it does not comply with all of the requirements of the organiser or the National Authority. The Scrutineer shall refer any non-compliance to the Race Committee or OOD. Any decision related to eligibility shall be made in good time before the start of the race.

**E5.4** Any incomplete entry may, at the Scrutineer's discretion, be put back to be re-examined later if time permits.

### **E6 Cranage, Launching And Recovery**

**E6.1** Competitors wishing their boats to be lifted by crane should ensure that their boats are fitted with a minimum of three lifting eyes suitably engineered to withstand lifting the boat fully equipped and fuelled with an adequate safety margin and preferably to be able to lift if full of water. It is the competitors' responsibility to provide suitable strops.

- E6.2** Boats without lifting eyes may be lifted using slings, ideally with spreader bars, provided organisers are given adequate warning of this requirement and are able to make slings available. Boats are lifted at the owner's responsibility.
- E6.3** All strops and slings must be certificated (in date to comply with current legislation) and adequate for the boat's weight within the SWL of the strops and slings.
- E6.4** Boat owners are responsible for the correct positioning of the strops or slings on their craft whilst launching or recovering by crane. It is strongly advisable that sling positions are marked clearly on the craft.
- E6.5** Boat race numbers must also be displayed on the right side of the trailer aft of the hitch.
- E6.6** No persons are allowed on board whilst craning.
- E6.7** Boats being craned must not pass over the head of any person or another boat.
- E6.8** Everyone operating in the craning area must wear either a hard hat or a racing helmet at all times.

## **E7 Drivers' Briefing**

- E7.1** Race boat driver & co-driver shall 'sign in' to signify their attendance prior to the start of the briefing.
- E7.2** Failure to sign in at the time requested by the organiser may result in a penalty or disqualification which is at the discretion of the organising body.
- E7.3** Competitors wishing to upgrade their licence must present the upgrade form to the OOD at, or before, Drivers' Briefing.

## **E8 Valid Starters**

An entry accepted by the Organisers and having satisfactorily completed scrutineering, attended all required briefings and then crossed the start line as described in the racing instructions at the prescribed time, under the starting arrangements specified by the race programme or at drivers' briefing, is considered to be a valid starter.

## **E9 Minimum Visibility**

There must be at least one nautical mile visibility over the entire race course and there must be no forecast or other reason to believe that there will be any lesser visibility on any part of the course or its vicinity throughout the expected duration of the race.

## **E10 Procedure For Starts**

- E10.1** Competitors must proceed to the Muster area as directed by race instructions and at drivers' briefing.
- E10.2** Once in the muster area, boats must be off plane (bow down, no wake) and must circle in a counter-clockwise direction.
- E10.3** The start chute, between the muster area and the first turning mark must be straight, be adequate for the number of starters and be kept clear.
- E10.4** Two minutes before the start of the race, the start boat will raise and continue to display a yellow flag. This indicates the commencement of the start procedure. The start boat will then proceed across the start chute between the fleet and the first race mark and then



return across the start chute. When the start boat has crossed the start chute for the second time, it will turn and begin its start run towards the first race mark – see diagram 1.

- E10.5** The start boat may begin crossing the start chute in either direction. This will be detailed in the drivers' briefing.
- E10.6** All race boats may then begin their start run towards the first race mark.
- E10.7** Race boats must observe a safe spreading distance of at least 3 metres between boats and no boat shall run directly behind the stern of the start boat or closer than 30 meters – see diagram 2.
- E10.8** When the starter is satisfied that all boats are in an acceptable racing line and proceeding at a suitable speed, the green flag is raised and the yellow flag lowered simultaneously.
- E10.9** The raising of the green flag determines the actual start except for time keepers.
- E10.10** When the start boat raises the green flag, the distance to the first turn mark must be at least one nautical mile.
- E10.11** For time keepers, the official start is when the leading boat crosses the start line unless otherwise designated in racing instructions.
- E10.12** If at any time during the start procedure (prior to the green flag being raised) a red flag is raised, the start has been aborted and all boats must return off plane to the muster area for restart or follow specific instructions of the start boat.
- E10.13** A boat that is in the muster area but is unable to start for any reason must not interfere with the start. The boat must go to one side of the chute and request permission to start from the OOD before commencing its start.
- E10.14** Late starters are only permitted at the discretion of the OOD. Alternative instructions for late starters may be given in the Race Instructions and by the OOD at the drivers' briefing
- E10.15** It is recommended that the Start boat personnel should be limited to the following: a driver, flag person, flag person assistant and the starter.
- E10.16** Safety takes precedence over racing. Drivers should do nothing to endanger crew, spectators or other participants.
- E10.17** Should sea conditions in the muster area be such that boats ship water when turning while off the plane, the procedure will be modified as follows the start boat will lead race boats to the muster area at which point it will raise a yellow flag, then plane slowly to allow race boats to get on plane safely before accelerating towards the start chute. Race boats will follow the start boat at the 30 metres minimum safety distance until the raising of the green flag.

Diagram 1 Start procedure, yellow flag

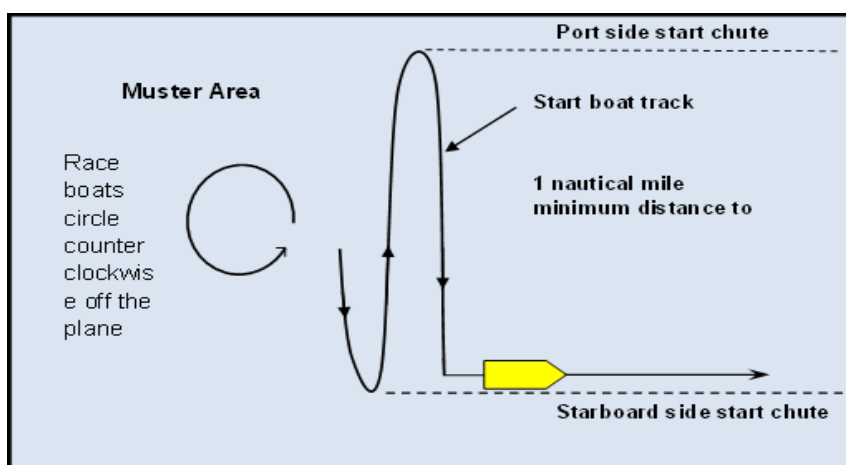
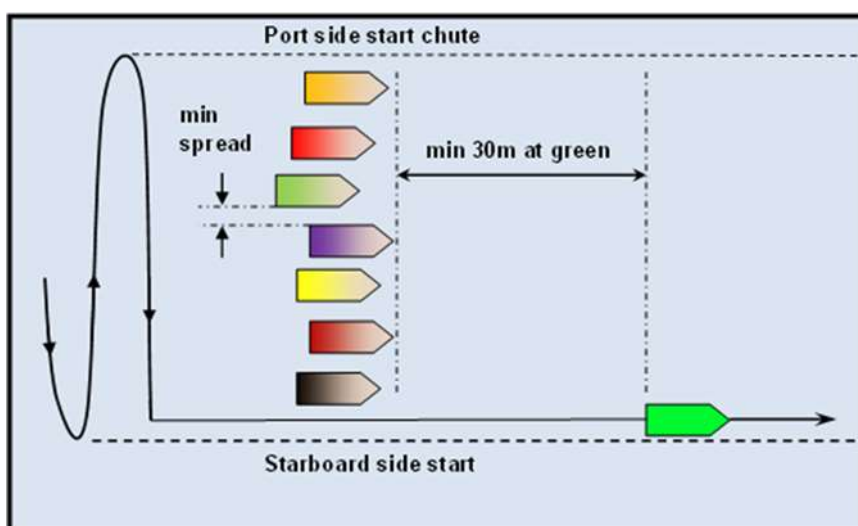


Diagram 2 – Start procedure under green flag Remove diagram



### E11 Standing Starts/Off The Plane Rolling Starts

Competitors are advised that standing starts or near standing starts may be used at some venues where normal start procedures as explained in **E10** cannot be used. Full details of these procedures will be included in Race Instructions and given at Drivers' briefing

### E12 Control Of Boat

**E12.1** Only valid Licence Holders are permitted to control the boat.

**E12.2** Boats are ONLY allowed out on the water at the times designated in race instructions or with prior agreement with the OOD. Non-conformance may result in disqualification from the event and/or a fine of £100.

### E13 Turn Marks

**E13.1** All marks will be laid in the approximate positions referred to in the race instructions. It is the competitor's responsibility to drive close enough to the course marks to ensure that they have been seen to pass them correctly.

**E13.2** The Event Race Instructions will specify the colour and shape of the course marks.

**E13.3** If a boat hits a turn mark – A Yellow Card penalty may be applied.

**E13.4** If a boat destroys a buoy or cuts the securing line – A Yellow Card may be applied.

**E13.5** If a boat damages a buoy a fine will be applied.

**E14 Missing / Destroyed Marks**

Should a mark go missing, the driver must pass through the approximate geographical position referred to in race instructions.

**E15 Missed Marks**

A competitor must NOT return to a missed mark. The competitor must continue to follow the designated course passing all remaining marks correctly. Dangerous driving resulting from missing marks will result in further penalties. A time penalty will be applied for all missed marks.

**Marathon event competitors may re-take a missed mark providing that in doing so they do not impede or endanger other competitors.**

**E16 Stopping The Race**

In case of force majeure or an accident, the race may be stopped by waving red flags. This signal will be given from all official boats.

On seeing red flags, boats shall stop racing immediately; reduce speed to less than 10 knots turn into the centre of the course and await further instructions or as described in race instructions or drivers' briefing. If the race is re-started the procedure identified in E10 will be followed. In the event of the race being aborted by the use of the Red Flag procedure, the finishing positions will be taken as at the last passing of the Finish line. Any boat deemed to be the cause or a contributory factor in the race being aborted will be disqualified.

**E17 Finishing The Race**

**E17.1** When the leading boat completes the course and crosses the finishing line, the chequered flag will be waved. It designates the 'winner' of the race and the start of the finish procedure of the race.

**E17.2** The chequered flag will also be given to all subsequent boats that cross the finish line after the first boat.

**E17.3** Boats shall not begin a new lap if they cross the finish line after the leading boat has taken the chequered flag.

**E17.4** A boat shall be timed for completing a race when her bow crosses the finishing line.

**E17.5** All boats crossing the finishing line after the 'winning boat' will be classified as having finished the race.

**Upon completion of a race, a boat shall;**

**E17.6** Turn in to the centre of the course, or as specified in race instructions or at drivers briefing.

**E17.7** Conform to the International Regulations for Preventing Collisions at Sea.

**E17.8** Not hinder other boats that are still racing and await escort back to the Wet Pits if stipulated at drivers briefing.

**E17.9** Boats will be ranked according to the number of laps completed and then the time it has taken to complete those laps.

**E18 Time Limit**

All boats have a maximum of 15 minutes from the time the winning boat crosses the finish line to complete their final lap, unless otherwise stipulated in Race Instructions.

**E19 Curtailment Of The Race**

A curtailment decision can be made at any time during a race provided the curtailment is signalled on the Start/Finish line to the leading boat. The leading boat shall then stop racing immediately. All other boats shall stop racing when they next cross the Start/Finish line. Details of curtailment flags will be found in race instructions.

**E20 Retirement Procedure**

On retiring from a race, boats display an orange flag when practical to do so until the boat has been recovered from the water. The crew should attempt to contact Race / Safety Control immediately by radio and inform them of the boat's retirement. If radio communication is not possible, the nearest Safety/Patrol boat should be informed.

**E21 Outside Assistance**

No outside assistance (including refuelling) is allowed during a race unless otherwise specified in Class rules

**E22 Competitors Responsibility On The Water**

**E22.1** It is the duty of each crew member to ensure that their boat is driven in a manner that does not compromise the safety of themselves, any other competitor or any spectator. Failure to observe this fundamental rule will result in severe penalties being applied

**E22.2** Powerboat racing is a non-contact sport and crew members will be penalised if contact occurs at any time. A constant look out must be maintained and crews are reminded of the importance of good and efficient communication at all times.

**E22.3** All crew members - It is the responsibility of each crew member to ensure they are fully aware of the consequences of their actions and to anticipate the actions of other boats in their immediate vicinity. All crew members must take any action necessary to avoid a collision at all times, A constant look out must be maintained and crews are reminded of the importance of good and efficient communication at all times.

**E22.4** Rules of the road – Right of way The international Regulations for the Prevention of Collisions at Sea apply at all times between race boats and non-race boats

**E23 Overtaking**

**E23.1** Any overtaking boat must give way to the overtaken boat.

**E23.2** A boat being overtaken must not deliberately alter its course in any way that would hinder the overtaking boat.

**E23.3** An overtaking boat must in all circumstances be prepared to alter its course in order to avoid collision.

**E23.4** During Multi-Class races, boats on the longer course may only pass outside of the boats on the shorter course.

**E23.5** Extra caution is advisable when overtaking canopied boats that may have limited visibility to the rear.

**E23.6** If a boat in consequence of its neglect of any of these rules compels another to foul, it will be penalised.

**E23.7** Any/all boats involved in a collision will be disqualified if found to be at fault.

## **E24 Fouling**

Definition of fouling: if any boat by its action collides with another boat or causes another boat to have a collision, or causes another boat to take avoiding action to avoid a collision which may or may not result in that boat infringing another rule. (e.g missing or hitting a mark of the course), they will be penalised.

## **E25 Multi Class Racing**

**E25.1** Multi class racing can incorporate two or more courses

**E25.2** During Multi-Class races, boats on the longer course may only pass outside of the boats on the shorter course, except on a chicane where the responsibility is on the overtaking boat. This must be clearly described at drivers briefing

**E25.3** If canopied boats are racing in a mixed class event the OOD must caution all other competitors to be particularly careful when overtaking these boats as vision astern is restricted.

## **E26 Flag Signals**

**E26.1** Boats must obey all flag signals given by officials during testing, practice and racing. Failure to comply with flag signals may result in a penalty or disqualification.

FLAG	WHERE FLOWN	MEANING
YELLOW	From Start Boat	Start Procedure underway
	From Start/ Official Boat	Incident in vicinity, proceed with care
GREEN	From Start Boat	Race Start
RED	From start boat	Start aborted
	From Officials boat	Race stopped
CHEQUERED	At Finish line	Race finished/ curtailed
CODE FLAG 'S' (blue rectangle on white background) MARATHON ONLY	At finish line or from observer boat	Race curtailed, when flown in conjunction with Class finish flag
BLACK	From Start boat	Target Boat disqualified from race
ORANGE	Flown from competing boat	Retirement

	Waved from competing boat	Urgent assistance required
RYAFLAG BLUE/YELLOW	From official boat	Indicates official boat

### **E26.2 Yellow Flag**

On seeing the yellow flag signal from an official boat, competitors **MUST ACKNOWLEDGE THE SIGNAL** proceed with caution, not overtake other race boats whilst in the area of the incident and keep clear of any danger areas. Any competitor who ignores or abuses the yellow flag signal may be penalised.

### **E26.3 Red Flag**

Competitors will be advised at Drivers briefing of the procedure to follow in the event of the above flag signals being used.

### **E26.4 Black Flag**

- Any race boat deviating from the course into restricted areas, or displaying conduct deemed to be unsporting or dangerous by the OOD will be shown the black flag the next time it passes the start boat and will be disqualified from the race.
- Disqualified boats must return to wet pits area as directed at drivers briefing, safely moving off the course and avoiding any interference with the race or other race boats.
- Disqualified boats will not be awarded points for that race and may be fined.
- Crews disqualified by the OOD for Dangerous Driving will not be allowed the right of protest.

### **E27 Damaged Boats**

If during an event a boat is damaged so as to be deemed unfit to race, the Race Organiser will complete the relevant part of the Measurement Certificate/Log Book and give a copy to the competitor. The Measurement Certificate/Log Book will be withdrawn and sent to the RYA. It will be re-issued by the RYA with the damage logged and must be signed off and checked by a scrutineer,

### **E28 Post Race Scrutineering**

**E28.1** All safety equipment as required by class rules including engine cowlings must be in place at post race scrutineering.

**E28.2** Post-Race scrutineering will take place at the discretion of the OOD/Chief Scrutineer. Competitors must make their boats available when requested – failure to do so may result in disqualification. The first three boats in each class in any race may not leave parc ferme or crane area without prior permission of the Chief Scrutineer.

### **E29 Incident Procedure**

In the event of a hazard or incident on the course, the yellow flag procedure will be used to control the fleet. When it is deemed the course is clear, yellow flags will be removed. In the event of a serious incident, the red flag procedure will apply.

It is the crew members' responsibility to monitor all flag signals whilst deployed.

### **E30 Accident Aid**

- E30.1** It is mandatory for the first competing boat to arrive at the scene of the incident to stop and offer assistance if no qualified rescue assistance is present.
- E30.2** Placing and championship points shall be awarded to any boat/driver that stops at the accident and provides assistance. Such placing shall be related to the last confirmed position it held prior to the time of stopping at the accident scene after deleting all non-finishers from the placing list.
- E30.3** However, except in extreme circumstances as decided by the race committee, the boat/driver that gives assistance must, when relieved of their duties by suitable rescue personnel, continue in the race until the completion.
- E30.4** Providing such competitor does finish at the completion of the race, at racing speed, the 50% rule shall not be applied to that boat/driver.
- E30.5** Should such boat/driver improve its position, it will keep its better place.
- E30.6** Penalties imposed by the OOD for failing to stop in an accident must be imposed as soon as possible on receipt of the evidence of the offence.

### **E31. Results**

The provisional results will be posted within an hour of the end of the races, where possible. The OOD must sign the results and state the time of posting on the provisional results. The OOD will be present for one hour from the time of posting the results to receive any protests. Provisional results will become official one hour after posting provided no protests have been received and all teams are signed off. It is the teams' responsibility to monitor the posting of the provisional results. This rule does not include any time taken to carry out post race inspections which may impact the results at any time.

## **F Points**

- F1.1** National Championship points will be awarded to boats that have completed 50% of the course distance, unless otherwise specified in race instructions. This may also apply to club racing.
- F1.2** Points are awarded to all valid finishers.
- F1.3** Points will be awarded to the Driver and Co-driver separately.
- F1.4** Points are not transferable, including across or into other classes.
- F1.5** No points will be awarded if a boat is disqualified for an infringement of the technical rules
- F1.6** Any driver/co-driver combination disqualified from a race as a result of a technical infringement should lose all points to date and those races may not be dropped as worst results for championship point's status.
- F1.7** Finishers who have missed a mark of the course or have not followed the course, as set in Racing Instructions and/or Drivers' Briefing, will be penalised.
- F1.8** Valid starters that do not finish a race and not eligible for final points will be awarded 40 points.
- F1.9** If a starter is the only starter in a class or sub-division, that starter may be awarded 40 points.
- F1.10** Points will only be awarded to boats that have completed the course and taken the chequered flag or as detailed in specific Class Rules.
- F1.11** If racing in heats then points will be awarded for each heat and the final points awarded based on the events overall score.

**Example: Heat 1 : 1<sup>st</sup> 400 Heat 2 : 1<sup>st</sup> 400 = 800 Final Championship Points 400**

## **F2 POINTS TABLE:**

<b>Position</b>	<b>Points</b>	<b>Position</b>	<b>Points</b>	<b>Position</b>	<b>Points</b>
<b>1<sup>st</sup></b>	400	<b>8<sup>th</sup></b>	191	<b>15<sup>th</sup></b>	91
<b>2<sup>nd</sup></b>	360	<b>9<sup>th</sup></b>	172	<b>16<sup>th</sup></b>	82
<b>3<sup>rd</sup></b>	324	<b>10<sup>th</sup></b>	155	<b>17<sup>th</sup></b>	74
<b>4<sup>th</sup></b>	292	<b>11<sup>th</sup></b>	139	<b>18<sup>th</sup></b>	67
<b>5<sup>th</sup></b>	262	<b>12<sup>th</sup></b>	126	<b>19<sup>th</sup></b>	60
<b>6<sup>th</sup></b>	236	<b>13<sup>th</sup></b>	113	<b>20<sup>th</sup></b>	54
<b>7<sup>th</sup></b>	213	<b>14<sup>th</sup></b>	102		

## **F3 Tied Points**

In the event of a tie on points, the highest number of wins will decide the Championship. If there is still a tie then 2<sup>nd</sup> places will be taken into consideration and so on. If this fails to split the tie then the result from the longest race will be taken into consideration and so on. If this fails to split the tie then the result from the first race will be taken into consideration.



## **G General Rules: Penalties, Protest, Alcohol & Anti-Doping**

### **G1 Yellow/Red/Blue Cards**

**G1.1 Yellow or Red cards** can be given for any offences on the water.

**G1.2 Blue cards** : To be applied to all people in the paddock (including competitors) :

A blue card can be given by the OOD for any offensive, unsportsmanlike, abrasive etc. behaviour during any official activity (briefing, race control during event etc.)

A second blue card will immediately remove the offender from that activity. Following the subject activity, the Race Jury will meet and determine if further disciplinary action is justified.

**G1.3** A Card may be given by the OOD or the Jury.

**G1.4** The Yellow or Red Card should be recorded on the appropriate RYA form and given personally to the offending driver by the appointed official where possible. The appointed official must be accompanied by one other race official when the penalty is issued. A copy of the card should be;

1. Retained by the Race Secretary,
2. A copy given to the RYA Commissioner.
3. A copy posted on the results board.
4. A Copy must be sent to the RYA along with the Competitors Licence for penalty endorsement.

The RYA will return the endorsed licence directly to the driver.

**G1.5** A Yellow Card is valid for 3 events in which the sanctioned competitor must have fully competed in. The accumulation of three Yellow cards will automatically constitute as a Red Card.

**G1.6** A Red card will result in immediate exclusion from all authorised RYA Powerboat Racing competitions for the following two months of the current or following season. Any Cards still valid after two month exclusion are cancelled.

**G1.7** The RYA will copy Cards to all clubs and the UIM for International and super licence holders.

**G1.8** A driver may protest a Card. A driver may Appeal against a Card issued or confirmed by a Jury.

**G1.9** Competitors & Clubs are responsible for informing the RYA of when & where they competed in order to remove a yellow card sanction from their record. Results may be required.

**G1.10** Yellow and Red Cards may be retrospectively issued on the evidence of any media/TV footage.

## **G2 OTHER PENALTIES**

Smoking in the defined wet or dry pits:	£200 fine
Fuel transfer outside the designated fuelling areas:	£200 fine.
Launching: persons on boats whilst being lifted or craned:	£200 fine.
Failure in launch/ramp discipline; 1. first offence:	warning and/or £100 fine
2.second offence:	£200 fine
Late or non-attendance of prize winners at the prize giving, without previously tendering to Race Secretary:	£150 fine
Not wearing race overalls at podium presentation.	£150 fine
Failure to present engine or craft for technical examination:	Disqualification.
Misrepresentation or providing untrue statements:	Disqualification
Failure to raise and fly retirement flag when able:	£100 fine
Failure to report Retirement to Race / Safety Control:	£100 fine

These penalties are not exclusive and do not protect the offender from further action by the organisers /RYA. Penalties will be applied by the OOD.

### **G2.1 Protested Penalties**

Penalties above may be protested. Protests must be lodged within one hour of the penalty being issued.

### **G2.2 Starting Procedure Penalty**

Penalties for infringement of the starting procedure are as follows:

- |   |                  |
|---|------------------|
| a) Failing to respect a safety distance of 30 metres  | 3 minutes        |
| b) Turning wrong direction during muster  | 1 minute         |
| c) Interference with starting procedure   | Disqualification |
| d) Planning in the muster area  | 2 minutes        |
| e) Failure to respect a safe spreading distance   | 2 minutes        |
| f) The bow of any boat in front of the transom of the Start boat when<br>The green flag is raised | Disqualification |

### **G2.3 Failure to Pay Fines**

Any driver/co driver who fails to pay fines imposed by the organising body will be referred to the PBRC For possible disciplinary action This action may also include possible deduction of points or DQ from the race in which the fines were imposed.

### **G3 Protests**

Protests between Competitors and between Competitors and Race Officials are part of the sport. They are a valuable method of determining conflicts between parties during an event and seeking clarification of the rules.

#### **G3.1 Expenses**

Any fees and expenditure incurred by a Protest on measurement or classification must be paid by the unsuccessful party.

#### **G3.2 Liabilities**

No claim for damages arising from an infringement of the Powerboat Racing Rules or the Racing Instructions may be adjudicated upon by any Race Committee, Jury or Appeal Panel, but such a claim shall be subject to the jurisdiction of the courts. The findings of fact and decisions of Juries are relevant only for the purposes of the Powerboat Racing Rules and may not be referred to in any proceedings for damages without the written consent of all the parties to the protest.

#### **G3.3 Automatic penalties**

Certain UIM / RYA rules enable an OOD, Jury or Appeal Panel to impose automatic sanctions.

#### **G3.4 Hearing**

A competitor must not be denied the right of a hearing if they believe an injustice has been done.

### **G4 The Jury**

**G4.1** The Jury, having been appointed by the organising committee, is an entirely separate body from the Race Committee; it cannot be replaced, disbanded or its composition altered. Its decisions cannot be altered by the Event Organiser's.

**G4.2** The Jury must: convene when required and hear properly constituted protests; submissions for redress and submissions from the OOD & Race Committee; decide facts and apply relevant sanctions, and when necessary, submit its case in writing to an Appeal Panel.

**G4.3** Composition: Chairman, and at least two and at most four other members. The Chairman can be from the organising club. The appointment of the Jury is the responsibility of the organising club. Representatives of other clubs do not have the right to be appointed.

**G4.4** Members should be as broadly based as possible. The Chairman must appoint either a member of the Jury or another disinterested person to be secretary to take and draft the minutes of the meeting. Judgement: Decisions by the Jury shall be reached by a simple majority of vote. In the case of equal votes, the Chairman's vote will be the casting vote.

### **G5 Protest Procedure**

**G5.1** The Protest must be in writing on the RYA Protest Form, signed by the Protestor and handed to the Race Secretary.

**G5.2** The Protest must be lodged in time.

**G5.3** The Protest must be accompanied by the protest fee of £100.

**G5.4** A correctly lodged Protest shall not be refused.

**G5.5** The Protestor cannot withdraw his/her Protest.

**G5.6** The Jury must hear the Protest as soon as practical, immediately if possible, while everything is fresh in the minds of the parties and witnesses and ideally before the end of the event.

## **G6 Presentation Of The Protest**

**G6.1** The Protest must be presented within the following times, unless otherwise stated in the race instructions:

**G6.2** Against eligibility i.e. validity of an entry, or the rules or handicap must be lodged before Drivers' Briefing.

**G6.3** Against other competitors - must be lodged within one hour of the posting of the Protestee's relevant race results.

**G6.4** Against the results - must be lodged within one hour of the time of the provisional results being posted.

## **G7 Representatives**

**G7.1** When the Race Committee is one of the parties, it is normally represented by the OOD or the Chairman of the Race or Organising Committee.

**G7.2** The Protestor must represent himself unless incapacitated.

**G7.3** The Jury must allow an interpreter when appropriate.

**G7.4** The Protestee must be notified promptly.  
All parties must be given reasonable notice of when and where the hearing is to take place and that they are expected to attend.

## **G8 The Hearing**

The Hearing must be held in private and where there are no distractions which could prejudice the proceedings. Minutes must be taken by the secretary appointed by the Jury. Clear the room of all except the Jury and minute taker.

Examine the Protest which must:

- a)** Be on the RYA Protest Form, in writing and signed by the Protestor;
- b)** Give the date, time and position of any incident;
- c)** Provide a description of any incident with a diagram and any photographic/video evidence where appropriate
- d)** State the rule/regulation infringed if known;
- e)** Be lodged in time - in very exceptional circumstances the Jury may extend the time allowed for submission.
- f)** Be accompanied by the Protest fee of £100

When these pre-requisites have been met the Jury must declare the Protest valid and hear the Protest. When they have not been met the Jury must dismiss the Protest as invalid and return the fee.

When the Protest is valid, call the Protestor and Protestee; both must be present throughout the hearing and questioning of each other and all witnesses.

The following procedure should be used:

- a) Read out the Protest;
- b) The Protestor states their case;
- c) The Protestor is questioned by the Protestee.
- d) The Protestee may test the Protestors case through questions but must not seek to state the case of the Protestee. It is however, permissible and in cross-protests may be more convenient for the Protestee to defer questions until the case of the Protestee has been stated
- e) The Protestor is questioned by the Jury;
- f) The Protestee states his/her case and is questioned by the Protestor.
- g) The Protestee is questioned by the Jury.
- h) Jury member witness makes his/her statement and is questioned by both parties and the Jury.
- i) Protestor witnesses, are called one at a time, the witness makes his/her statement and is questioned by the Protestor, the Protestee and the Jury. The witness then leaves the room and is not permitted to give any further evidence unless recalled by the Jury.
- j) Protestee are called by the same process as for Protestor.
- k) The Protestor then the Protestee makes their final statements and then both withdraw from the room.

The Jury shall have the power to expedite or to adjourn, postpone or suspend the proceedings, where fairness so requires.

When a party fails to attend the Jury must determine the matter using the above procedure appropriate for the absence and with the evidence provided by those attending:

## **G9 The Decision**

After discussion, the Jury must decide the facts, state the rules which apply and determine any appropriate penalties. The facts, rules and sanctions must be recorded in writing in the minutes of the hearing by the secretary. The Jury Chairman should then call the Protestor and Protestee and read out the facts, rules and penalties and if requested by the Protestor and/or Protestee provide copies signed by the Jury Chairman.

## **G10 Re-Opening A Hearing**

A hearing may be re-opened when the Jury decides it may have made a significant error or when material new evidence becomes available within a reasonable time. When a hearing is re-opened, the majority of the original Jury should be present, including the Chairman. Additional Jurors up to the original number and as broadly based may be appointed.

## **G11 Appeal**

**G11.1** Parties to a Protest Hearing may not be satisfied with the decision of the Jury in which case they may solely on a question of the interpretation of the rules, appeal to an RYA Appeal Panel.

**G11.2** The Appeal must be in writing and accompanied by the fee of **£600** and all relevant submissions.

- G11.3** The parties to the Appeal and those submitting rejoinders are advised to be concise in their statements and to remember it is not the function of an Appeal Panel to seek to establish facts or resolve conflicts outside the racing rules.
- G11.4** An Appeal, once lodged, cannot be withdrawn unless the Powerboat Racing Manager [PRM] receives written notice from the appellant that he accepts the original decision. If the Appeal is withdrawn before the papers are sent to the Appeal Panel, half the fee may be returned, otherwise the fee is not returned.
- G11.5** From the time the Appeal is lodged any penalties imposed by a Jury are suspended until the Appeal is decided. When an Appeal against the removal of points and trophies is dismissed, any points or trophies gained during this period are forfeited.
- G11.6** No parties to the original hearing, witnesses or observers shall be present.

## **G12 Composition**

- G12.1** Three members, appointed by the Chairman of the PBRC .All may vote.
- G12.2** The PRM is present to take the minutes and to advise on relevant rules/procedures.
- G12.3** The members must have no 'interest' in the matter to be considered.

## **G13 Procedure**

- G13.1** Appeals must be received by the Powerboat Racing Manager within 10 days.
- G13.2** Where possible, Within 10 (ten) working days of receiving the Appeal the PRM should copy the Appeal to the other party who then has ten days from receipt of the Appeal for any rejoinder to be received by the PRM. The Event Organisers will be also be notified of the appeal and requested to provide any relevant paperwork.
- G13.3** All appeals & rejoinders should be in writing and accompanied by any photographic or video evidence.
- G13.4** The Race Organisers must, within four days of the expiry date for any rejoinder, send to the PRM:
- The Protest Form.
  - Minutes of the Jury hearing.
  - The official diagram and any other diagrams and photographic and video evidence that were seen by the Jury.
  - Any other relevant information.
  - Race organisers are strongly advised to keep copies of all papers and evidence sent to the PRM.
- G13.5** Unless there are exceptional circumstances, the Appeal Panel should meet within twenty one days of the receipt by the PRM of notice of Appeal.
- G13.6** If an appeal is **not** upheld, the fee will not be returned.
- G13.7** If an appeal is upheld then expenses for the appeal hearing will be deducted and any remaining amounts will be returned.

## **G13.8 THE DECISION OF THE APPEAL PANEL IS FINAL**

### **G14 Penalties**

**G14.1** The RYA may uphold change or reverse the Protest Jury's decision; declare the protest invalid, or return the protest for the hearing to be reopened, or for a new hearing and decision by the same or a different protest.

### **G15 Gross Misconduct: Action By The RYA / Protest Jury**

**G15.1** A competitor shall not commit gross misconduct, including a gross breach of a rule, good manners / sportsmanship, or conduct bringing the sport into disrepute.

**G15.2** Where any member of the protest Jury at an event, from its own observation or a report received from any source, considers that a competitor, team member or official may have broken a rule, the Jury may call a hearing. The Jury shall promptly inform the competitor, team member or official in writing of the alleged misconduct and of the time and place of the hearing. If the competitor, team member or official provides an acceptable reason for being unable to attend the hearing, the Jury shall rearrange it.

**G15.3** The Jury shall conduct the hearing following the same procedures as for Protests. If the Jury decides that the competitor, team member or official has breached the rules the Jury shall either:-

- a) Warn the competitor, team member or official; or
- b) Impose a penalty by excluding the competitor or team member and, where appropriate, disqualifying the boat involved, from a race or the remaining races or all races in the series, or by taking other action within its jurisdiction.
- c) The Jury shall report any penalties to the RYA, the Organising Club, the competitor/boat owner, team member or official and to the national authorities of the competitor/boat owner, team member or official, as appropriate.
- d) If the competitor, team member or official does not provide an acceptable reason for being unable to attend the hearing and does not attend, the Jury may conduct the hearing without the competitor, team member or official being present. If the Jury does so and penalises the competitor, team member or official the Jury shall include in its report to the national authority details of the facts found, the decision taken and the reasons for it.
- e) If the Jury decides not to conduct the hearing without the competitor, team member or official being present or if the hearing cannot be arranged for a time and place when it would be reasonable for the competitor, team member or official to attend, the Jury shall gather all available information and, if the allegation appears to have merit, make a report to the RYA and to the national authorities of the competitor/boat owner, team member or official, as appropriate.

### **G16 Action By The RYA**

When the RYA receives any official report alleging a breach of misconduct rules it may conduct an investigation and, when appropriate, may call a hearing.

The RYA may then take any disciplinary action within its jurisdiction it considers appropriate against the competitor and/or boat, or other person involved, including disqualification (permanently or for a specified period of time) from competing in any event (including National or International events) held within the RYA's jurisdiction.

The RYA shall promptly report a disqualification to the national authority of the person and/or the owner of the boat disqualified, as appropriate. If the disciplinary action taken by the RYA include disqualification from taking part in an International event then the RYA shall promptly report a disqualification to the UIM.

## **G17 Medical Examination, Alcohol Testing & Anti-Doping**

**G17.1** It is implicit that any driver, crew member, mechanic or race official entered or working or present at a powerboat event consents to allow the OOD to:

### **G17.2 Medical**

**G17.3** Request at any time, any driver, crew member, mechanic or race official entered or working at that event to submit to a medical examination by the Medical Officer (Doctor or Paramedic) present at a Powerboat Racing Event and consents to the Medical Officer giving their opinion about the fitness to compete of the person to the race committee and/or OOD.

**G17.4** Anyone refusing any examination shall be suspended by the OOD from the event and reported to the RYA Disciplinary Board /Tribunal. When, in the opinion of the Medical officer the person's ability to perform their role is impaired or where they are a danger to others or themselves, the OOD shall exclude the person from the event and report the circumstances to the RYA Disciplinary Board / Tribunal.

### **G17.5 Alcohol & Drug Test**

**G17.6** Request at any time, any driver, crew member, mechanic or race official entered or working in that event to submit to a drugs and/or alcohol test (of breath, blood, urine and or saliva) which must be an appointed Race Official or accredited tester and consents to the results being given to the OOD who will take the appropriate action.

**G17.7** Drivers, crew members, mechanics or race officials found to have more than 0.10 micrograms of alcohol in 100 millilitres of breath will be immediately disqualified or suspended from the day's events. This must also be reported to the RYA where further disciplinary action may also be taken.

**G17.8** Anyone refusing an alcohol test shall be suspended by the OOD from the whole event and reported to the RYA. When, in the opinion of the Medical Officer the person's ability to perform their role is impaired by drugs or alcohol, the OOD shall exclude the person from the event and report the circumstances to the RYA for further action.

### **G17.9 Banned Substances And Banned Methods**

**G17.10** A competitor must neither take a substance nor use a method banned by the current edition of the World Anti-Doping Agency (WADA) list of Doping Classes and Methods. This is available from the RYA by written request or viewed on the WADA website [www.wada-ama.org](http://www.wada-ama.org)

Doping Control is governed by the revised UIM Anti-Doping Regulations, which are available from the RYA by written request or viewed on the UIM web site [www.uimpowerboating.com](http://www.uimpowerboating.com).

No competitor may protest another competitor for an infringement of this rule.



**G17.11 Doping Control In The UK**

UK Anti-Doping is the national authority on anti-doping and as such all information relating to this can be found on [www.ukad.org.uk](http://www.ukad.org.uk) "UK Anti-Doping" can test competitors at random without the prior consent or permission of the RYA. Conversely the RYA can also approach UK Anti-Doping and request they carry out tests on competitors.

A comprehensive and informative document entitled "Athletes Guide" is available from WADA, which contains detailed information on the current list of prohibited drugs. This can be obtained from [www.wada-ama.org](http://www.wada-ama.org).

**G17.12 Therapeutic Use Exemption (TUE)** Competitors taking drugs for medical reasons that contravene the list of prohibited substances are required to carry a therapeutic use exemption (tue) form detailing the medication being taken, prescribed or non-prescribed. The tue form is available from the RYA and a copy should also be sent to the RYA Powerboat Racing Department.

**G17.13 Anti-Doping Penalties**

Anti-Doping violations when proven are subject to fixed penalties, which, in the case of a first time offence, is suspension from the sport for a minimum of 2 years.

## **H RYA National Championship & Club Class Rules**

### **H1 National Championship**

- H1.1** For all RYA National Championships to be valid there must be at least 3 boats measured and 2 boats must start an event for the competitors to be awarded National Points.
- H1.2** National Championship Classes must comply with all general PB1 rules and class specific rules where applicable.
- H1.3** National Championship Events take precedence over Club Racing and will take priority with calendar dates. Club Class Racing for National Classes cannot take place on the same date unless the host club of the National event has no objections and it is agreed by the PBRC.
- H1.4** The RYA British National Championships Offshore Classes shall be:
- Class 3A/B – UIM
  - Class 3C – UIM (canopy rules apply)
  - Class Z150
  - Class V24 - UIM
  - Marathon
  - P750
  - P1
- H1.5** In all RYA British National Championship classes, only outboard engines certified as EPA compliant by the engine manufacturers shall be used. For UIM classes, only homologated engines shall be used. P750 classes are exempt from EPA Compliant rules. Z150 Class is also still awaiting an engine to be homologated.

### **H2 Objective**

- H2.1** The objective of the RYA Championships is to be able to name, at the end of the season, RYA National Champion Drivers and RYA National Champion Co-drivers in the season's RYA specified events.
- H2.2** The said Champions will be decided from the results of the current season's designated Championship races. When the RYA Championships are presumed to be won the winning boat may have its engine inspected, if this is required by the Chief Scrutineer and the OOD.

### **H3 Eligibility**

**To be eligible for the RYA Championships, the competitor must:**

- a) Have a full RYA National Licence for the class in which they are competing.
- b) Have a valid set of Engine Homologation Papers.
- c) Ensure that they fully comply with the Class rules of the Class in which they intend to participate. Failure to comply with Class Rules will result in disqualification from a race and possibly from the series.
- d) Be in possession of a current Measurement Certificate or Boat Registration Logbook issued by the RYA.

- e) Drivers shall be allowed to change their boats for a different make/model of boat or the same make/model of boat during the season and still retain their points providing they continue in the same class. The RYA must be informed for registration purposes.
- f) Under no circumstances shall a driver revert to his original boat or be granted dispensation against this rule to revert to his original boat
- g) Boats lost, irreparably damaged or destroyed may be replaced with the following proviso:  
Points scored to date will be credited to the new boat/driver combination provided that the boat is; of the same type and size, uses the same engine manufacturer, has the same type and capacity of engine, and in all other respects, conforms to previous details entered in the Measurement certificate/Log Book of the original boat.  
If applicable a new or replacement boat must be re-measured and a new Measurement certificate or Log Book created and issued by the RYA. If the above criteria are not complied with, the boat and crew combination is considered a new entry and starts with zero points and the PBRC will adjudicate on the qualification.

## **I CLUB RACING / GUERNSEY CLUB RULES**

Club Classes must comply with all general PB1 rules and class specific rules where applicable.

### **I1.1 Concept**

These rules are established to encourage owners of recreational sports boats to compete in club Races and to enjoy powerboat racing in a safe and fair manner. Club Racing is where many people start, this style of racing is designed to encourage new competitors into the sport, whilst at the same time allowing National race boats to compete against each other, outside of the RYA National Racing series.

Any brand new competitors to the sport will be required to undertake a powerboat race training course which will include a practical on water assessment, prior to being allowed to race. This training course can either be taken prior to the event, or in some cases the organising club may be able to allow sufficient time for the training to be provided at the event. New competitors are advised to consult with the RYA or the organising club regarding the suitability of their craft for racing. Competitors are reminded that boats that are considered to be unsafe for the planned course, due to excessive overpowering, excessive speed or lack of manoeuvrability, will not be allowed to race.

Competitors are also reminded that they must comply with the safety, technical and administrative rules governing Club and National racing.

All competing boats must carry a minimum of two crew members; a Driver and a Co-Driver, both of whom must hold an RYA Powerboat Racing Licence

Any team with a crew member competing in their first race must display an Orange band minimum 150mm wide placed around the outboard engine. For inboard engines this can be placed in a prominent position. These teams will be positioned furthest from the start boat during their first four races or at the discretion of the OOD.

### **I1.2 How to Participate**

You will need either a boat that complies with an RYA National Class and is currently registered with the RYA or a boat that conforms to the requirements of Club Racing, particularly with regard to its size and horse power. Excessively over powered boats will not be allowed to participate. Check with the RYA Powerboat Racing Department for more information.

A powerboat racing licence is available from the National Authority under their terms and conditions for all crew members.

## **I2 AUTHORITY**

The organising body must be an RYA Affiliated Powerboat Racing Club.

## **I3 CLUB RACING CLASSES:**

There are four classes defined within these rules Club Championship Class 1, 2, 3, Unlimited / Open as follows:

Club Unlimited / Open Class - Over 350hp – Prefix U-

Club 1 - Up to 350 hp – Prefix 1-

Club 2 - Up to 200 hp - Prefix 2 -

Club 3 - Up to 115 hp - Prefix 3 -

## **I4 GUERNSEY CLUB RULES**

Applies to Guernsey Club Racing Only

### **I4.1 Concept**

The Guernsey Handicap Series is designed to give all racers an equal chance in a totally open class for all types of boat at committee's discretion.

Boats will be handicapped according to the accumulated average speed from previous races. Average speed will be deduced from the fastest 3 laps from each race. This allows for any breakdowns, issues etc to not affect the handicap and further reduces sandbagging. As the handicap develops with each race through the season, it stays as accurate as possible and encourages teams to keep developing consistency.

### **I4.2 Handicapping**

Once an average speed is deduced, this can be applied to the race length for the upcoming race. This will give a theoretical time to complete the race. For example if Racer 1's average speed is 60 Knots and the upcoming race is 45NM then we can deduce that their theoretical time will be 45 minutes and 0 seconds to complete the course. If racer 2's average speed is 62 Knots then for the same course length their theoretical time will be 43 minutes and 33 seconds so they will be handicapped to start 1 minute and 27 seconds behind Racer 1.

### **I4.3 First Race/Qualifying**

The first race every team competes in will be their qualifying race from which their initial handicap will be determined. For this race they will be placed in the field at a point deemed best by the Race committee. They will be unable to take flag honours and will not be eligible for points towards the championship for that race.

The first race of each season will be a qualifying race to allow all those racing the whole season to race with equal opportunity.

### **I4.4 Race Details**

Boats will start from a 'start gate' marked by the start boat held at position. From here the racers will be started in order of their handicap according to the designated time lapse.

Following each race positions should be as the boats crossed the finish line. These will be verified by the timekeepers and an impartial adjudicator before posting. At each race listings will be given for Race positions, Current Championship positions and fastest boat of the day. Racers will be free to see how results were calculated upon request.

#### **I4.5 Championship Points**

According to finish positions, championship points will be awarded as follows;

1st – 12pts, 2nd – 10pts, 3rd – 8pts, 4th – 6pts, 5th – 5pts, 6th – 4pts, 7th – 3pts, 8th – 2pts.  
Remaining racers/DNF, 1pt

Racers are able to drop their worst race from the season to allow for breakdown etc

#### **I4.6 Course Design**

Course shall be designed to allow boats to peel gradually into an outside straight with plenty of room should a boat already be on that part of the course when they start. If required a turn buoy may be laid to separate the start run from the course. Start run will be at least ¼ mile in length from the closest merging point to allow boats to get up to speed before reaching the course.

#### **I4.7 Series Specific Race Rules**

Pre-Race

Handicap will be calculated in advance using a developed computer system

Racers will be advised at driver's briefing on race day of start order and time lapse

Following launch racers must muster in wet pits area until all boats are launched

Once course is clear, a yellow flag will be raised from the start boat or other designated boat. Boats will be led out in race start order around a parade/familiarisation lap and group in race muster area. Yellow flag will be lowered until beginning of race start procedure

#### **I4.8 Race Start**

Muster in individual circles as defined in race instructions/ driver's briefing to suit the course and weather/tidal conditions

Start boat will be anchored/maintained at specific point

Yellow flag raised along with 1st boat number to signify beginning of start procedure

First boat proceeds to start boat

Green flag raised (as a ready, steady) and then dropped 3 seconds later (as GO!) for 1st boat start

Start procedure repeated for each boat at designated time lapse

Boats may pass between 20 and 60 metres from denoted side of start boat. In event of 2 boats or more starting at same or nearly same time, they must pass start boat a safe distance from each other

Boats must remain off the plane until green flag is dropped. Penalties will apply to boats crossing start line before green flag is dropped. It is the sole responsibility of the racers to ensure they do not cross the start line until flag is dropped

Drivers to join course as per race chart, peeling in gradually along a straight from the outside and observing overtaking rules where necessary if boats already on course

In the event of an aborted start, a red flag will be shown from start boat and guard boats. All boats already on course group in centre of course and await instruction, those in muster remain in muster

Yellow flag lowered at end of start procedure after last boat has gone

#### **I4.9 Race General**

Race length will be defined by number of laps completed. Lap and course length will be as per standard offshore rules as defined in race instructions/briefing for each race

Boats to follow standard offshore racing rules whilst on course

Stop to Assist/ Race Abort

In the event of a racer stopping to assist or race abort placing's will be calculated from timings available at that point

#### **I4.10 Race Finish**

Placings are the order in which boats cross the finish line, except in exceptional circumstances (stopped to assist, penalties etc). After crossing finish line racers should round the next turn then proceed into the centre of the course off the plane as per race instructions/briefing.

# **J SCRUTINEERING CHECK LIST FOR CLASS 3, Z150 & CLUB RACING CLASSES.**

SCRUTINEER: \_\_\_\_\_ EVENT: \_\_\_\_\_ DATE: \_\_\_\_\_

<u>Race No</u>		<u>Class</u>		<u>Heats:</u>			<u>Notes</u>
	<b>Rule No</b>	<b>ITEM:</b>		<b>1</b>	<b>2</b>	<b>3</b>	
1	E1	EVENT RACE INSTRUCTIONS					
2	H3	ENGINE HOMOLOGATION SHEET					
3	D39	CHARTS					
4	C & H & I	MEASUREMENT CERT / LOG BOOK					
5	D1/D2	RACE NUMBERS / ADVERTISING					
6	D3	RYA DECAL /NATIONAL FLAG – 45 X 30CM					
7	D4	SAMPSON POST / TOWING EYE					
8	D5	PAINTER / TOWING LINE					
9	D1	TRAILER NUMBER / JOCKEY WHEEL					
10	E6	SLING POINTS / LIFTING EYES / STROP+ IDENT					
11	D22	ENGINE MOUNTINGS					
12	D24	ENGINE HAZARDS					
13	D23	ENGINE WELL (OUTBOARDS)					
14	D30	EXHAUST SYSTEM					
15	D7	STEERING & CONTROL CABLES					
16	D15	REVERSE GEAR					
17	D10	DECK STRENGTH, ACCESS & DECK RAILS					
18	D31	BUOYANCY					
19	D11	WINDSCREEN / EDGES MASKED					
20	K3	BULKHEAD / WATER DEFLECTORS – CL 3					
21	D8	SEATS, STRENGTH & SECURITY					
22	D16	THROTTLE CONTROL					
23	D21	ENGINE CUT-OUT					
24	D17	ELECTRICAL HARNESS & WIRING					
25	D40	COMPASS(ES)					
26	D14	FUEL TANKS, LINES & EARTHING, CUT-OFF					
27	D17	BATTERY INSTALLATION / ISOLATER SWITCH					
28	D25	SHAFT GUARDS (Inboards)					
29	D18	BILGE PUMP SYSTEM					
30	D29	EXTINGUISHER SYSTEM (Inboards)					
31	D29	FIRE EXTINGUISHER/S					
32	D32	VHF RADIO					
33	D19	ANCHOR & LINE					
34	D38	ORANGE FLAG (60x40)					
35	D37	FLARES FOR BOAT					
36	D42	HELMETS + correct fitment					
37	D33	INTERCOM (mandatory in tandem canopied boats)					
38	D34	LIFEJACKETS + correct fitment					
39	D35	PROTECTIVE CLOTHING					
40	D36	COMPRESS, WHISTLE, KNIFE					
41	UIM 508	CANOPY & WATER DEFLECTION					

42	<b>UIM 508.19</b>	STROBE LIGHT				
43	<b>UIM 508.27</b>	ORANGE BOW / NUMBER OF CREW				
44	<b>UIM 508.2</b>	CANOPY, SIZE, OPENING & BANDING				
45	<b>UIM 508.11</b>	DIVERS' GRAB HANDLES				
46	<b>UIM 715.12</b>	SEAT BELT CUTTER				
47	<b>UIM 508.18</b>	STOP BUTTON / FUEL SWITCHES				
48	<b>UIM 508.20</b>	REAR OF HEAD PROTECTION + CLEARANCE				
49	<b>UIM 508.21</b>	RESTRAINT BELTS / FIXING & SEATS				
50	<b>UIM 508.28</b>	BUOYANCY				
51	<b>UIM 508.25</b>	LIFEJACKETS				
52	<b>UIM 508.23</b>	VISIBILITY / MIRRORS / CLEANING				
53	<b>UIM 508.16</b>	AIR SUPPLY				
54	<b>UIM 508.12</b>	CANOPY RELEASE & IDENTIFICATION				
55	<b>UIM 508.24</b>	CARBON MONOXIDE ALARM				
56	<b>UIM 508.26</b>	WATER ACTIVATED LIGHTS				
Scrutineer (Print Name)			Signature			



## **K CLASS 3 RULES**

### **The Rules**

These rules should be read in conjunction with the PB1 Rules and the Advance Programme and any Race Instructions issued by the organising body in relation to the event.

The Organisers shall judge, in accordance with the current rules, all cases not foreseen or seemingly inaccurately defined. Any driver who infringes any rules will be penalised.

IF THE RULES SAY “YOU CAN DO THIS...”, YOU CAN. IF THE RULES DO NOT SAY YOU CAN DO IT, THEN ASSUME THAT YOU CANNOT UNTIL YOU CHECK

### **K1 CREW**

**K1.1** All boats will carry a minimum of two crew members with valid powerboating licences and of minimum age 18 years.

**K1.2** For Classes 3: 3A and 3B, the minimum age is 16 years.

### **K2 HULL**

**K2.1** Class 3 Monohull specifications can be found on the measurement section of PB1.

#### **K2.2 DECK UIM 703.1**

The deck must be able to bear the weight of a standing man (100 kg) at any point.

#### **K2.3 DECK, OUTBOARD MOTOR PROPELLED CRAFT UIM 703.2**

Wherever the motor is, the hull shall be fully decked to the stern, incorporating a well formation if desired.

Any holes for the passage of cables, fuel pipes, etc., shall be fitted with sealing grommets and be above the lowest point of the stern structure.

#### **K2.4 STEERING POSITION UIM 703.3**

The steering arrangements shall be sited so that the safe handling of the boat shall not be prejudiced by interference to the driver's line of sight across the bow at any state of trim in calm water.

#### **K2.5 GUARD RAILS UIM 703.4**

Rails or wires or hand holes shall be fitted which shall extend fore and aft to enable crew to proceed from the cockpit to the whole deck for the working of mooring, anchoring and towage and access to deck hatches.

No ropes can be used as rails or hand holds.

#### **K2.6 MOORING CLEAT UIM 703.5**

All boats shall be fitted with a well secured cleat or sampson post on the fore-deck adequate for anchoring in a seaway and for towing at sea over a prolonged period.

#### **K2.7 CRANAGE UIM 703.7.1**

Boats must be fitted with a minimum of three lifting eyes, either through deck or topside hull cleat type, suitably engineered to withstand lifting the boat fully equipped and fuelled with an adequate safety margin.

Each boat shall be equipped with a detachable strop assembly providing a single lifting point.

The strop must be certified to carry total boat weight.

## K2.8 WINDSHIELD UIM 703.8

Windshields, if fitted, shall be strong and well supported. All edges of plastic material and framing shall be effectively padded. Transparent windscreens are to be made of polycarbonate material.

## K3 OPEN COCKPITS

**K3.1 UIM 703.9.1 :** The cockpit opening shall provide seating positions for at least two drivers, with the following minimum dimensions; length 0.76 m, width 0.53 m per driver, with a round-off radius of 0.25 m.

**K3.2 UIM 703.9.2 :** There shall be a minimum cockpit clear depth of 0.38 m everywhere, with the exception of seats, steering wheel and controls. Measurement is done from the upper part of the cockpit edge or from the top of the cockpit coaming if it is substantial.

**K3.3 UIM 703.9.3 :** All cockpit seats must be securely fixed to the main hull structure. A seat for each crew member must be provided. The crew should be seated at all times when racing or attempting the race start.

**K3.4 UIM 703.9.4 :** The structure of cockpit fairings must at least equal the strength of the main deck i.e. be able to be walked on at any point as per Rule 703.1

### K3.5 UIM 703.9.5

For Class 3A, only the overdeck water deflectors are mandatory.

The Reinforced Water Deflector must be designed and constructed of materials of sufficient strength to provide adequate crew protection, both over and under the deck and hull. The forward fairing on the deck must rise to a minimum height of the chin of the tallest crew member when in the normal driving position. It is recommended that lateral protection covering be provided up to the shoulders. The top 0.05m (5cm) of the Water Deflector must be at least 45 degrees from the horizontal, with a minimum 0.3m (30cm) width per person measured transversely in the horizontal plane.

The Reinforced Water Deflector must be designed and constructed so as to present no hazard if the crew is thrown forward and must be so designed that it would not restrict the crew from being ejected. In all cases, the visual requirements in Rule 508.05 must be adhered to.

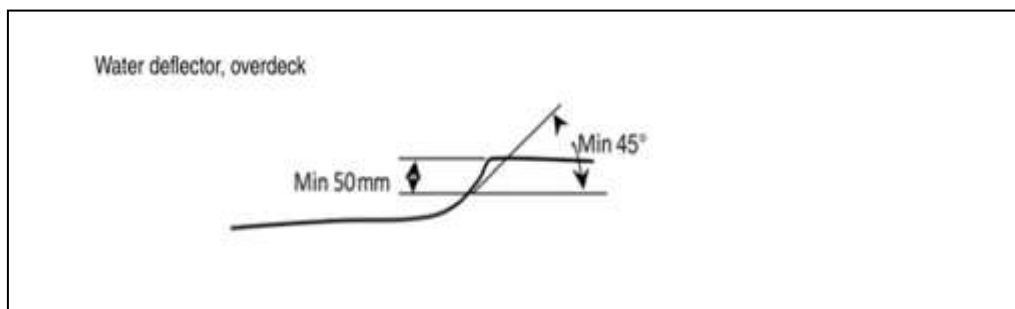
Measurers and Scrutineers will examine boats with the crew in the normal driving position.

The flares described in UIM Offshore Rule 715.10 must be readily accessible from the deck.

Rear of head protection is recommended. If fitted, it should be at least 0.3m (30cm) wide and the height of the padding must extend at least 75% of the height of the safety helmet as worn by the crew whilst in the normal driving position.

If a monohull has a canopy and/or restraints, it must conform to the same criteria as multihull boats as described in these 508 rules.

Water deflector, overdeck



**K3.6 UIM 703.9.6. :** Only boats with restraints and closed canopies are allowed to use orange coloured bows.

**K3.7 UIM 703.9.7 :** In open cockpits, the cockpit edge or the type of a substantial coaming is not to be higher than the top of the crew persons' shoulders.

#### **K4 INBOARD ENGINES UIM 704**

##### **K4.1 EXHAUST UIM 704.1:**

The engine exhaust manifolds, pipes and exhaust driven turbines, from the engine outlet to the point of exit must be water cooled by the water jackets or shielded. The external surface of the shield must not exceed 150° C at any time. The exit must be located in such a position whereby the crew cannot be affected by exhaust fumes.

##### **K4.2 SHAFT GUARDS UIM 704.2**

Inboard propelled craft must have a protected shield to each input drive shaft which shall include at least two rings which completely encircle the shaft and a 180° scatter shield over each universal joint.

In the event of a failure this protection shall be capable of containing the shafts and couplings from causing damage to the hull skin, fuel tanks, any other installation and or component, and from causing any danger to the crew.

##### **K4.3 ENGINE COMPARTMENTS UIM 704.3**

Inboard engines are to be installed in a compartment separated from the cockpit and other accommodation which is to have adequate ventilation. Vent holes in bulkheads or covers shall not be in close proximity to the drivers and crew without flame trap protection. The compartment(s) shall have rigid covers.

##### **K4.4 FIRE EXTINGUISHERS UIM 704.4**

For all inboard engine installations, it is mandatory to have a fully automatic fire-extinguisher system, though it is permitted to have a separate manual system.

#### **K5 ENGINES UIM 705**

**K5.1 UIM 705.1 :** Turbo and/or Supercharged petrol engines are not permitted.

When a diesel engine includes a device for supercharging or turbocharging, the nominal cylinder capacity is to be multiplied by 1.4 and the boat will pass into the class corresponding to the effective volume resulting from this multiplication.

**K5.2 UIM 705.2:** A dynamic air inlet for ducting the atmospheric air toward the engine's air intake is not considered a supercharging device.

If approved for use in offshore by Cominoff and annotated on the Homologation Certificate, Low emission engine, outboard engines utilising "air pumps" as part of the induction system are not considered as supercharged.

**K5.3 UIM 705.3:** Turbo Compound engines and Gas Turbines are not permitted.

A Turbo Compound Engine is defined as a process in which effective power is produced not only by expansion in the working cylinders, but also in a second stage. In compound engines, the exhaust turbine, or one of the exhaust turbines, is coupled to the engine output shaft.

#### **K5.4 ENGINE CUT-OUT UIM 706**

- a) Engine cut-off switches for connection to all crew are mandatory (first man out shuts off engine). An emergency override system to restart engines shall be mandatory. The lanyards used must not exceed 120 cm between the driver and the boat. The lanyards shall be attached to all crewmembers at all times when the boat is at racing speeds.
- b) The lanyards must be able to support ten times the strength necessary to operate the device or to resist a load of ten kilos. Having chosen the biggest value, they must be capable of operating the device in any direction on a horizontal level.
- c) Lanyards are not necessary when restraint systems are used.
- d) If the engine is a Diesel, the action of the device should operate on the injection pump gear.

#### **K5.5 ENGINE AND FUEL COMPARTMENT BULKHEADS UIM 707**

**K5.6 UIM 707.1 :** bulkheads of engine and fuel tank compartments must be sealed to the hull across the bottom and have sufficient height above the bottom to prevent fuel and fumes flowing throughout the boat. The separate compartments thus formed must have provision for separate pumping out of bilge's.

Fuel containment systems (tanks, cells, etc.)

***All boats must have fuel filling and fuel venting capabilities outside the crew containment area.*** Canopied craft are to have fuel tanks contained in sealed compartments from the hull and crew area to avoid leakage of liquid or vapour being released into the area being used by the crew. Fuel filling / fillers are to be outside of the crew compartments.

**K5.7 UIM 707.2 :** closing of the fuel flow must be done by means of a device, the control of which must be in the cockpit and within reach of every crewmember. No sleeved cables are allowed, so as to eliminate the cable being able to be bonded in a fire.

**K5.8 UIM 707.3 :** the fuel tank or tanks must be grounded to enable the discharge of static electricity.

**K5.9 UIM 707.4 :** fuel tanks may be constructed as an integral component of the hull construction, or may be fabricated material suitably secured to the hull. Purpose designed and constructed rubberised collapsible fuel cells may be used.

Fuel may not be transferred during a race except by means of permanently installed fuel lines connected to the tanks.

#### **K6 PROPULSION UIM 708**

**K6.1 UIM 708.1 :** one hundred per cent of the propulsive effort shall be derived from the water while proceeding at racing trim in calm water.

**K6.2 UIM 708.2 :** all craft must be able to be manoeuvred ahead and astern and have neutral capability, operated by controls at the helmsman's position. This facility must be a permanent installation and able to be demonstrated as practical at any time.

**K6.3 UIM 708.3 :** boats running two or more propulsion systems must have either an external tie bar to stabilise out drives or some other protective device that will prevent drives colliding should a failure occur.

**K6.4 UIM 708.4 :** no multi-ratio transmissions, torque converters, or variable ratio drives are permitted in class 3.

## **K7 GYROS UIM 709**

**K7.1 UIM 709.1 :** all moveable surfaces allowed on the boat shall be under the control of the on-board crew without any sensors in the control loop (i.e. No auto pilots, gyros, accelerometers or other attitude or acceleration sensors may be in the control system).

## **K8 RACE NUMBERS UIM 710**

**K8.1 UIM 710.1 :** all boats are to be allocated a race number by their national authority. These numbers shall be painted in waterproof black paint or to be made of black coloured self-adhesive materials of adequate strength. They shall be applied to a white or yellow background. No number may begin with a zero. All numbers shall be plain and up-right.

### **K8.2 UIM 710.2 :**

On all boats the numbers shall be positioned as far forward as possible whilst adhering to the requirements of rules 710.3 and 710.4.

On catamaran boats the numbers must be placed on:

- a) The foredeck within front 1/3 of boat.
- b) The tunnel underside within front 1/3 of boat.
- c) The outside of both sponsons within front 1/3 of boat.

On all other boats the numbers must be placed on:

- a) The foredeck within front 1/3 of boat.
- b) Both sides of the hull within front 1/3 of boat.

**K8.3 UIM 710.3 :** those numbers displayed on the foredeck and on the underside of a tunnel must read correctly from the transom and shall be underlined by a black bar.

### **K8.4 UIM 710.4 :**

The individual numbers shall conform to the following minimum dimensions, the only exception

being where the size of the boat does not allow the minimum size to be carried:

Height	Width	Thickness	Spacing
30 cm	23 cm	5 cm	8 cm

The background shall extend at least 23 cm in front of and beyond the end numerals and at least

7.5 cm above and below the numerals.

The beam numbers may also be painted on slightly curved non-vertical surfaces, provided that the whole number is within 30 degrees from the vertical position. The height must be to the minimum height measured vertically.

**K8.5 UIM 710.5 :** race organisers are empowered to require a number to be changed in the event of identical numbers being issued by different national authorities. Except in exceptional circumstances the visiting craft has priority.

**K8.6 UIM 710.6 :** the class letter will precede the numbers and they will be separated by a dash. The class letter must conform with the same minimum dimensions as the race number.

### **K8.7 RACING VESTS UIM 712**

Refer to UIM rules 205.06 and 508.25 & PB1 General Rules for the British National Championship

**K8.8 UIM 715.02** : boats meeting the criteria of uim offshore rule 508 (restraints and canopies) must comply with the requirements regarding storage of safety equipment contained in those rules.

**K9 FUEL CUT-OFF**

When additional electric pumps are fitted to the fuel supply a fuel cut-off switch for the pump shall be fitted within reach of either crew member.

**K10 ANCHOR / TOWING UIM 715.05**

Suitable gear for anchoring and berthing, including one anchor, not less than 30 metres of suitable chain or warp.

Two towing lines of sufficient strength, one twice the length of the boat.

**K11 FIRE EXTINGUISHER**

Two (2) fire extinguishers to be immediately accessible to the crew, and must be minimum of 2kg each, or of equivalent capacity.

For Class 3A, 3B and 3C, there is only a requirement for one fire extinguisher of 2 kg, or of equivalent capacity.

The extinguishers must fulfill the classification ABC (eq. US: classification AB).

American	European	Australian/Asian	Fuel/Heat source
Class A	Class A	Class A	Ordinary combustibles
Class B	Class B	Class B	Flammable liquids
	Class C	Class C	Flammable gases
Class C	UNCLASSIFIED	Class E	Electrical equipment
Class D	Class D	Class D	Combustible metals
Class K	Class F	Class F	Cooking oil or fat

**K12 CLASS 3 HULLS AND CLASSES UIM 730**

Offshore Class 3 racing shall permit the use of boats powered by Outboard engines.

### K12.1 SUB DIVISIONS UIM 730.1

Class 3 subdivisions are established in accordance with the following

	3A Low Emission	3B Low Emission		3C Low Emission	3D Low Emission	3S
Cubic Capacity	Up to	Up to		Up to	Up to	Up to
	2100cc	2100cc		3000cc	6000cc	6000cc
Max HP	115hp	115hp		200hp	400hp	600hp
Min Length	5.75m	5.00m		6.5m	7.6m	7.6m
Max Length	7.00m	6.80m		8.4m	10.00m	10.00m
Mono Min kg	700kg incl crew	655kg inc. crew		695kg	1400kg	1755kg
Multi Min kg	-	730kg inc. crew	-	845kg	1400kg	1755kg
Add kg per m	-	50kg	-	65kg	100kg	110kg
<b>Cube</b>						
Length	2.35m	2.35m		2.75m	3.60m	3.60m
Width	1.20m	1.20m		1.20m	1.20m	1.20m
Height	0.46m	0.46m		0.46m	0.46m	0.46m
<b>Buoyancy</b>						
Mono GRP	250L	270L		370l	500l	500l
Mono Sandwich	130L	140L		150l	280l	280l
Multi GRP		280L		380l	550l	550l
Multi Sandwich		180L		200l	300l	300l

All Technical rules for 3S shall be the same as for X-cat rule Part 4: Technical rules. That is for both boat and engines.

The weight for 3B are inclusive the crew, see further rule 731.

In the class A and Z150 class, only monohulls will be accepted.

#### Hull measurement Class 3A

All hull measurement are to be taken while the boat is ashore.

The length must be measured between perpendiculars of the external moulded length of the boat, taken at the extreme bow and the interface between the hull and bracket/engine.

Hull extension beyond the transom shall be deemed to be “fixed trim tabs” and shall not be included in the measured length.

Hull extensions added to the bow and/or any extending parts, rubbing strakes, fenders, stabilizing trim tabs and rudder assemblies are not to be included in the measured length.

When defining “extreme bow”, any form that constitutes the bow and its construction and contributes to the performance of the boat shall be included in the measured length. Any other attachment that is added to meet a minimum length requirement shall not be included in the measured length.

Boat width : 1.60 m - 2.00 m.

### K13 REINFORCED COCKPITS UIM 730.2

Reinforced cockpits are permitted in any category of Class 3. The following specification is the minimum mandatory standard for any reinforced cockpit used in any category of Class 3 boat. See also rule 508.

Cockpit type:

The reinforced cockpit(s) shall be of a closed type design with a minimum of one opening hatch and constructed to a similar strength as the running surface of the boat.

Cockpit minimum size:

Hatch opening per person: 55 x 50 cm min.

Width: shoulder level 60 cm min.

Clearance: helmet to hatch 10 cm min.

Cockpit construction:

- Window to flanges joints must be glued and/or use bobbins of nylon or aluminium.
- Bolts: min 6 mm stainless steel, nylock nuts, washers.
- Bolt spacing: max. 10 cm if not glued
- The outer edges of the canopy surrounding the hatch, must be fitted with a water deflector, (height 10 mm min) to prevent water forcing open the hatch in the event of a capsize.
- Hatches must have a slot for pry bar use in emergency/rescue.
- Controlling crew must have clear visibility ahead with adequate panoramic view.

Window areas:

- Material: Polycarbonate or similar.

Glass (in any form) is specifically prohibited.

- Min thickness of window :

Side by side cockpits min 9.5 mm.

Screens with curvature and/or tandem cockpit min 7.9 mm

N.B. With the exception of the above specific criteria in this section, the 508 rules apply in full.

#### **K14 MINIMUM/MAXIMUM LENGTHS AND WEIGHTS UIM 731**

For Class 3B only there is an additional minimum weight of 170 kg for the combined weights of driver and co-driver, including racing vests and protecting helmets. The weight of the driver and co-driver are to be checked separately pre-race with dry race suits, racing vests and protecting helmets.

If the combined weight of the driver/co-driver does not reach the minimum of 170 kg, the difference is to be added to the minimum boat weight.

The weight is ready to race dry, including all safety equipment (except the crew and their helmets and life vests). For control after a race, residual fuel in tanks will be included in the minimum weight. Slings carried in the boat during the race will count as safety equipment. The boat must be empty of water.

For all other Class 3 categories, the minimum weight mentioned is for a boat with the mentioned minimum length. For boats longer than the minimum, the weight shall be increased according to the formula shown above.

#### **K14.1 HULL DIMENSIONS UIM 732**

**UIM 732.1** : for monohulls, the outer surface of the hull excluding chine-rubbers and spray rails, must contain a cube of the dimensions mentioned in the 730.1 chart. **SEE PB1 MEASUREMENT SECTION.**

#### **K14.2 MINIMUM FLOTATION UIM 733**

All boats shall contain a minimum volume of buoyancy permanently installed in the hull.

The minimum volumes measured in litres are mentioned in the 730.1 chart.

If a boat is constructed of wood, the wooden weight content of the boat may be accepted as buoyancy as per the following formula : Wood weight in kg x 2 = litres of buoyancy.



### K14.3 ENGINE ELIGIBILITY UIM 734

#### ENGINE ELIGIBILITY (LOW EMISSION) OUTBOARD ENGINES

Low Emission approved engines used in Class 3 shall be strictly standard marine production engines as marketed by manufacturers to leisure boating (or touring) customers.

**K14.4 UIM 734.2 :** at time of homologation, manufacturers must certify that their motors meet the uim requirements regarding noise when fitted to an appropriate offshore powerboat. The noise level is to be measured by means of a phonometer which conforms to the specifications laid down by iec and ansi, a precision sound meter using the “a” weighting and set to slow response. The registering microphone is placed at a distance of 25m from the boat. The boat must pass it at top speed. Measurements must be made on open water free of all obstructions over a minimum distance of 25m in all directions. Two measurements must be carried out, while the boat approaches and while moving away. Neither of the measurements is to exceed 91db (a) with a 4db (a) tolerance.

**K14.5 UIM 734.3 :** the only low emission outboard engines eligible for use in offshore are those approved (at time of homologation application) by cominoff.

**K14.6 UIM 734.4** No. of manufactured engines up to  
1000 cc = 1000 units.  
1001-2000 cc = 500 units.  
2001 cc and above = 250 units.

**K14.7 UIM 734.5 :** the engine being placed in water, the cooling shall be affected only by its own standard circulation pump. The intake to the circulation pump may be modified for cooling purpose only. ***Bearing carriers and prop shaft may be changed from original. Bearing carriers may be fixed to gear case by additional screws or clamps.***

Bearing carriers and prop shafts may be changed from original.

Refer also to **735.09** for water intake definition.

**K14.8 UIM 734.6** : violation of any of the above rules will entail disqualification.

## **K15 MODIFICATIONS PERMITTED (LOW EMISSION) OUTBOARD ENGINES**

**K15.1 UIM 735.01** : the propeller is free, together with its washer(s) and nut(s).

**K15.2 UIM 735.02** : the steering bar and brackets may be reinforced as a safety measure. It is also permitted to modify the standard engine cowling in order to facilitate the fitting of steering assemblies, provided that any openings are sealed so the engine cannot pull in any additional air.

**K15.3 UIM 735.03** : the rubber mounts of the engine may be changed or substituted.

**K15.4 UIM 735.04** : all external (not contained within the powerhead) studs, screws, nuts, bolts and their washers are free as well as the method of locking them, providing there is no performance advantage.

**K15.5 UIM 735.05** : where two engines are fitted, the counter rotation of one underwater unit is permitted providing:

- the standard underwater unit casing is retained (subject to 735.09)
- the final propeller to crankshaft ratio is unaltered

**K15.6 UIM 735.06** : the use of thrust blocks mounted on the lower unit and or on the boat is permitted.

**K15.7 UIM 735.07** : power trim: a properly engineered system for altering engine trim whilst under way is permitted.

**K15.8 UIM 735.08** : in the process of modification, minor optional alternatives as listed and priced by the manufacturer of the homologated engine, may be permitted provided they do not affect engine performance, but improve convenience and safety.

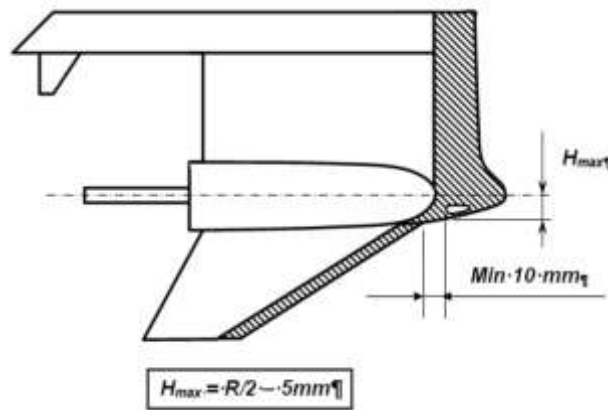
**K15.9 UIM 735.09** : The water intake may be repositioned. It must however remain on the gear case torpedo. The width and or height of the gear case torpedo must not be changed and the depth of the torpedo cross section from the aft part of the water intake and forward is not allowed deeper than measure  $H_{max} = R/2 - 5\text{mm}$ , where the measure R is taken from width of gear case in homologation file. The length may be increased. The rear edge of the water intake opening must not be further aft than 30 % of the total length of the modified gear case torpedo.

The original intake to the circulation pump may be filled in and faired. The front of the gearcase may have material added for cooling purposes.

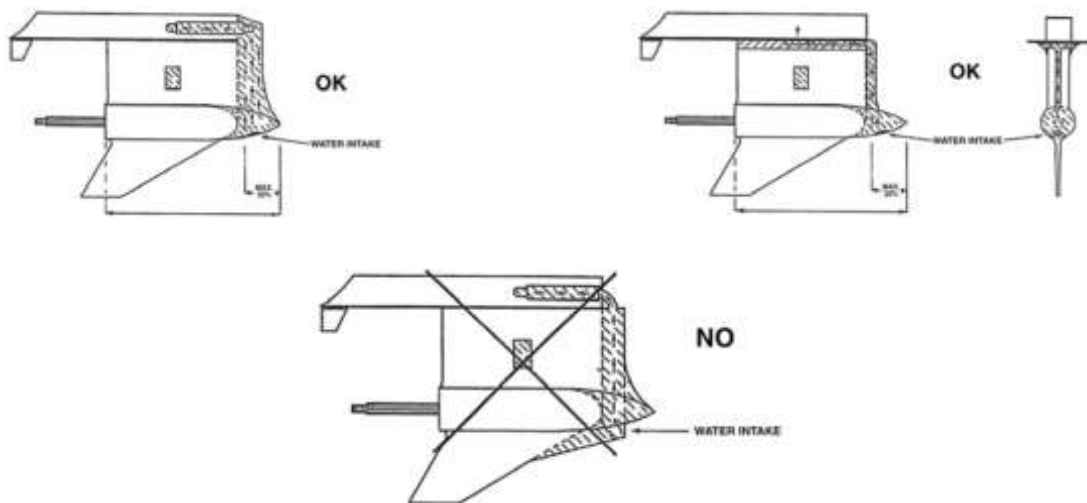
The width of the gearcase must not be increased, except where the gearcase meets the lower side of the anti-cavitation plate. The modification shall be for cooling purposes only and shall form a radius. It is also permitted to add material to the centre section exhaust housing for the purpose of reducing noise.

It is allowed to add material to the leading edge of the gear case skeg up to 10 mm behind a repositioned water intake. The profile of the skeg is free

Remote water pick-ups are not allowed



Method of measuring maximum depth of water intake.



**K15.10 UIM 735.10** : transom brackets may be reinforced, this is only by adding material.

**K15.11 UIM 735.11** :

- The fuel connector in the lower cover may be removed and the fuel hose from the fuel tank connected directly to the fuel pump. The remaining void must be sealed to prevent any extra air entering the cover.
- Sacrificial anodes on gear house and transom bracket may be removed. Trim fin under the anti-cavitation plate may be removed or cut off.

## **K16 MODIFICATIONS NOT PERMITTED (LOW EMISSION) OUTBOARD ENGINES**

**K16.1 UIM 735.12** : The following modifications are expressly **NOT** permitted.

- Blueprinting' of the powerhead.
- Alteration or modification of any powerhead components.
- Removal of material from the powerhead for any reason other than recognised (by the manufacturer) repair.
- ECU/PCM's equipped with data memory, must not have the memory erased or modified without the prior permission of the Technical Inspector. Any information sourced by the Technical Inspector from the ECU/PCM's race data memory which does not correspond with the technical data declared by the manufacturer in the homologation file will be viewed as reason for disqualification.

**K16.2 UIM 735.13** : violation of any of the above rules will entail disqualification

## **L P1 SUPERSTOCK**

These rules should be read in conjunction with the PB1Rules and the Advance Programme and any Race Instructions issued by the organising body in relation to the event.

The Organisers shall judge, in accordance with the current rules, all cases not foreseen or seemingly inaccurately defined. Any driver who infringes any rules will be penalised.

### **L1 SPORTING RULES – GENERAL**

#### **L1.1 Title & Jurisdiction**

The P1 SuperStock UK Championship is organised and administered by the P1 Club in accordance with the General Rules of the Royal Yachting Association and these Championship Regulations. For the purposes of these rules the Championship Organisers are intended singularly and together as the P1 club and the RYA.

Race Status: National

#### **L1.2 Officials**

Officials as stated in Race Instructions.

#### **L1.3 Competitor Eligibility, obligations & general requirements**

**L1.3.1** In order to enter the SuperStock series, all Drivers and Co-Drivers must be in possession of an RYA Basic Licence or RYA International Licence issued by their National Authority.

**L1.3.2** The necessary documentation for Drivers and Co-Drivers is as follows:

- Powerboat Level 2 required by both Driver and Co-Driver
- Race Training Certificates required by both Driver and Co-Driver
- Min 1 x VHF Licence per boat
- RYA Powerboat Race Licence required by both Driver and Co-Driver
- A Log Book which must be presented for mandatory checking at the first round when signing-on.
- Co-Drivers that will be acting as throttle men must have first been signed off by training officer as “throttle man approved”
- Boats with Navigators will not be set up for dual control unless the crew have first been signed off by the OOD.

RYA Licences and Log Books must be produced at every event and are withheld by the Race Secretary, log books are used to record any damage and resulting repairs sustained to boats.

**L1.3.3** The minimum age for a Co-Driver is 16 years old. For the driver, the minimum age is 18 years old. In all circumstances if any crew member is under the age of 18, the other crew member must be 18 years or older. All age regulations apply at the date of the race.

**L1.3.4** All persons under 18 years of age must be accompanied at the event by a Parent/Guardian. All Driver and Co-Drivers who are under 18 on the date of the race will be required to submit written consent of their parent or guardian to their participation in the race and confirmation of their acceptance of the rules governing the race.

**L1.3.5** Boats are allowed out on the water at the times designated in race instructions ONLY or with prior agreement with the OOD. Non-observance may result in disqualification from the event and/or a fine of £100 or as stipulated in race instructions.

**L1.3.6** A Life Jacket must be worn at all times by all persons whilst on the water or pontoons.

Racing Vests must be worn at all times by all drivers and co-drivers whilst racing.

**L1.3.7** Helmets may not be removed during racing:

They may only be removed if the boat is adrift or at anchor with engines stopped or idling on the outside of the course away from the racing line and with the permission of the OOD or Safety officer.

## **L1.4 REGISTRATION**

**L1.4.1** All drivers must register as Driver and Co-Drivers for the championship by returning and signing the Registration Form and Team Agreement with the Registration Fee to the Race Secretary prior to the Final Closing date for the first round being entered.

**L1.4.2** Fee is payable to: Powerboat P1 Management Ltd.

**L1.4.3** Registrations will be accepted from 1st January 2017 until 1 May 2017.

**L1.4.4** Registration numbers will be the permanent Competition numbers for the Championship.

**L1.4.5** Permission to race in the series is at the discretion of the series organiser and the organisers reserve the right to refuse entry into the series.

## **L1.5 CHAMPIONSHIP ROUNDS**

**L1.5.1** The 2017 P1 SuperStock UK will be contested over a minimum of rounds.

**L1.5.2** Race duration will be declared in the Race Instructions, this can be time or laps.

## **L1.6 SCORING**

**L1.6.1** Drivers, Co-driver and Team championship points will be awarded to those Driver and Co-Drivers listed as classified finishers in the final results as follows in the points table below. Points will only be awarded to those who have completed a minimum 70% of the race winners average finish time or 70% of the race laps of the winning boat and take the chequered flag.

First place	20 points
Second place	17 points
Third place	15 points
Fourth place	14 points
Fifth place	13 points
Sixth place	12 points

Reducing by one point for each subsequent position in the event of a tie. The combined totals from each race will determine final team.

Driver championship points and positions.

DQ (Disqualification), DNS (Did not Start) or DNF (Did not Finish) will result in zero scores

**L1.6.2** If two or more Drivers or Co-Drivers finish the season with the same number of points, the higher place in the Championship (in either case) shall be awarded by count back to:

- a) The holder of the greatest number of first places  
If the number of first places is the same, the holder of the greatest number of second places.
- b) If the number of second places is the same, the holder of the greatest number of third places and so on until a winner emerges.
- c) If this procedure fails to produce a result, the P1 Superstock organisers will nominate the winner according to the fastest lap over the last event.

## **L1.7 Awards**

**L1.7.1** All awards are to be provided by the championship Organiser.

**L1.7.2** Per Round: Medals

Per Event/Meeting: Trophies

**L1.7.3** Championship: Trophies

## **L1.7.4 Bonuses**

Per Event/Meeting: Event prizes may be available and if so will be announced by the championship organiser.

Per Championship: Championship prizes may be available and if so will be announced by the championship organiser.

## **L1.7.5 Presentations**

Champagne and Trophies are to be provided for presentation at the end of each event or at an end of the event/meeting presentation ceremony.

## **L1.7.6 Title to all Trophies:**

In the event of any Provisional Results or Championship Tables being revised after any provisional presentations and such revisions affect the distribution of any awards the Drivers and Co-Drivers concerned must return such awards to the Championship Organiser in good condition within 7 days.

## **L2 SPORTING REGULATIONS - CHAMPIONSHIP**

### **L2.1 Sporting Regulations, Championship Race Meetings and Race Procedures.**

## **L3 ENTRIES**

- L3.1.1** Race by Race Drivers and Co-Drivers are responsible for sending in correct and complete entries with the correct entry fees prior to the entry deadline dates which shall be 7 days before each event.
- L3.1.2** Incorrect or incomplete entries (Including Driver to be Nominated Entries) are to be held in abeyance until they are complete and correct and the date of receipt for acceptance of entry purposes shall be the date on which the Secretary of the Meeting receives the missing or corrected information or fee.
- L3.1.3** Any withdrawal of Entry or Driver/Vessel changes made after acceptance of any entry must be notified to the Secretary of the meeting in writing. If Driver/ vessel changes are made after publication of Entry Lists with Race Instructions the Competitor concerned must apply for approval of acceptance by the race committee of the meeting before Signing-On.

### **L3.2 Pre Race Declarations**

- L3.2.1** All Drivers and Co-Drivers who are racing must sign the indemnity form provided by the Championship Organiser who will be responsible for the provision of the insurance. Details of this insurance are available from the Championship Organiser. On signing on all Drivers and Co-Drivers must produce the relevant class specific paperwork, including Class Licence, Measurement Form / Log Book and a copy of Race Instructions and class specific rules.
- L3.2.2** All Drivers and Co-Drivers who are under 18 on the day of the race will be required to submit written consent of their parent or guardian to their participation in the race and confirmation of their acceptance of the rules governing the race.
- L3.2.3** Each boat must designate a representative "Team Manager" that is present at the event and who is responsible for team equipment, trailers, lifting strops and vessels and is the designated point of contact for the team at that event.

## **L4 BRIEFINGS**

- L4.1.1** Organisers will notify teams of the times and locations for all briefings in the Race Instructions for the meetings. Drivers and Co-Drivers must attend all briefings with copy of event Instructions and rule book.
- L4.1.2** Race boat drivers and Co-Driver must 'sign in' to signify their attendance prior to the start of their briefing. Only Drivers and Co-Drivers and race officials are allowed to attend this briefing. A roll call will be held.
- L4.1.3** Non-attendance of driver or co-driver at this briefing may result in a £100 fine per person; The OOD may hold a re-scheduled briefing at their convenience. Racers that have not been officially briefed by the OOD will not be permitted to race.

## **L5 PRACTICE**

- L5.1.1** Should any Practice Session be cancelled or curtailed the OOD shall not be obliged to resume the session or re-run sessions and the decision of the OOD and or Race Committee shall be final.
- L5.1.2** The OOD and or race committee shall have the right to exclude any driver whose performance is considered to be dangerous.
- L5.2** 30 Minutes of practice is highly recommended. A minimum of 3 laps must be completed by every boat, each day before they commence racing.

***All competitors must complete the official practice session before the first race of each day.***

## **L6 START PROCEDURE**

### **L6.1 Visibility over the Whole Race Course**

For Superstock races there must be a minimum of one mile visibility over the whole race course and there must be no forecast or other reason to believe that there will be any lesser visibility on any part of the course or its vicinity throughout the expected duration of the race.

### **L6.2 From Wet Pits Area**

- Start or marshal boat – Showing Pink flag signalling 2 minutes to commence leaving Wet Pits or as alternatively described at Drivers Briefing.
- All race boats to follow start boat to Muster Area in position order as briefed at the driver's briefing. **NO RACE BOAT MAY PROCEED AHEAD OF THE START BOAT.**
- Red flag raised at wet pits signals wet pits closed. Race boats may not leave the wet pits at this time. A late start procedure may be given at drivers briefing.
- A parade lap, where possible, around the course to the muster and/or start area will be described at the briefing, and all boats participating in the race are required to take part in such a parade.

### **L6.3 From Muster Area Change to Numbers Below**

- The Muster Area will be described in the Race Instructions.
- In the muster area, the Yellow flag will be raised from the start boat meaning that the boats must follow the below start procedure.
- Start boat - Yellow flag and flashing amber lights (Lights if applicable) – when the Start Boat leaves the muster area, towards the start line, the boats will line up in the pole position order and approx. 30m astern, of the Start Boat, and must observe a safe spreading distance (minimum 3 metres approx.) between boats with absolutely no contact between boats. The time penalty applied for not staying 30m behind the start boat (jump start) will be 3 minute.
- A race official on the Start Boat will communicate by radio to control the fleet prior to the start. The race official will have the authority to impose penalties. Radio channel to be announced at drivers briefing.

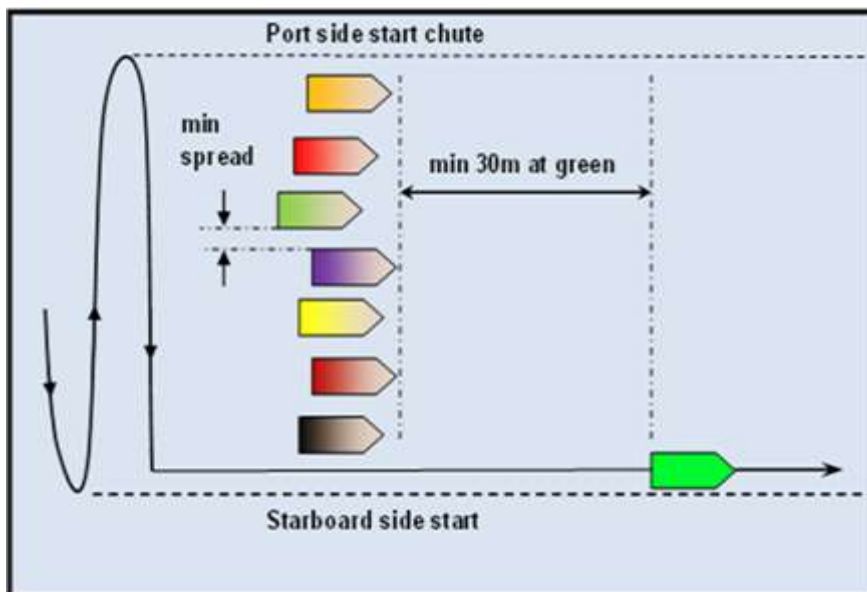


- The official timing of the race starts when the leading boat crosses the start-finish line, unless otherwise designated in racing instructions. Crossing the line constitutes the start of Lap 1 of the race.
- If at any time during the start procedure after the yellow flag has been raised, a red flag is raised, the start has been aborted and all boats must return, at a safe speed, to the muster area for restart, or follow specific instructions from the Start Boat.
- Any boat that fails to enter the muster area will not be allowed to start.
- Should a boat fail to start, having lined up in the muster area, it may start within ten minutes of the time of the start providing the boat:
  - a) Gets permission from the OOD to start
  - b) Starts at the start position and ONLY IF FIRST LAP OF THE LEADING BOAT HAS NOT BEEN COMPLETED
  - c) Follows the start run going to the start/finish line when it is safe to do so.

#### L6.4 Starting Procedure Standing starts Minimum Visibility

There must be at least one nautical mile visibility over the entire race course and there must be no forecast or other reason to believe that there will be any lesser visibility on any part of the course or its vicinity throughout the expected duration of the race.

##### L6.4.1 Procedure for Starts



- a) The distance between the muster area and the first turning buoy on a rolling start must be at least one nautical mile.
- b) The muster area will be defined in Race Instructions and further explained at the drivers' briefing. Boats should proceed to the muster area as described at the drivers' briefing. Competitors are reminded to comply with the International Regulations for the Prevention of Collision at Sea and local bylaws whilst proceeding to and in the muster area.

- c) Once in the muster area, boats must be off plane (bow down, no wake) and must circle in a counter-clockwise direction.
- d) The start chute, between the muster area and the first turning mark must be straight, be adequate for the number of starters and be kept clear.
- e) Two minutes before the start of the race, the start boat will raise and continue to display a yellow flag. This indicates the commencement of the start procedure. The start boat will then proceed across the start chute between the fleet and the first race mark and then return across the start chute. When the start boat has crossed the start chute for the second time, it will turn and begin its start run towards the first race mark – see diagram 1.

N.B. The start boat may begin crossing the start chute in either direction. This will be detailed in the drivers' briefing.

- f) All race boats may then begin their start run towards the first race mark remaining at least 30 metres behind the start boat until the raising of the green flag.
- g) Race boats must observe a safe spreading distance of at least 3 metres between boats and no boat shall run directly behind the stern of the Start Boat – see diagram 2.
- h) When the starter is satisfied that all boats are in an acceptable racing line and proceeding at a suitable speed, the green flag is raised and the yellow flag lowered simultaneously. The raising of the green flag determines the actual start, unless otherwise specified at Drivers Briefing.
- i) The official start is when the leading boat crosses the start line unless otherwise designated in racing instructions.
- j) If at any time during the start procedure (prior to the green flag being raised) a red flag is raised, the start has been aborted and all boats must return off plane to the muster area for restart or follow specific instructions of the start boat.
- k) A boat that is in the muster area but is unable to start for any reason must not interfere with the start. The boat must go to one side of the chute and request permission to start from the OOD before commencing its start. Late starters are only permitted at the discretion of the OOD. Alternative instructions for late starters may be given in the Race Instructions and by the OOD at the drivers' briefing.
- l) It is recommended that the Start boat personnel should be limited to the following: a driver, flag person, flag person assistant and the starter.
- m) Safety takes precedence over racing. Drivers should do nothing to endanger crew, spectators or other participants.
- n) Should sea conditions in the muster area be such that boats ship water when turning while off the plane, the procedure will be modified as follows the start boat will lead race boats to the muster area at which point it will raise a yellow flag, then plane slowly to allow race boats to get on plane safely before accelerating towards the start chute.. Race boats will follow the start boat at the 30 meters minimum safety distance until the raising of the green flag.
- o) Penalties for infringement of the starting procedure are as follows, but may be altered in the Race Instructions:

- |   |                  |
|---|------------------|
| 1. Failing to respect a safety distance of 30 metres  | 3 minutes        |
| 2. Turning wrong direction during muster  | 1 minute         |
| 3. Interference with starting procedure   | Disqualification |
| 4. Planning in the muster area  | 2 minutes        |
| 5. Failure to respect a safe spreading distance   | 2 minutes        |
| 6. The bow of any boat in front of the transom of the Start boat when the green flag is raised. | Disqualification |
| 7. The penalties above will be aggregated including (1) and (6).                                |                  |

Diagram 1 – Start procedure under yellow flag

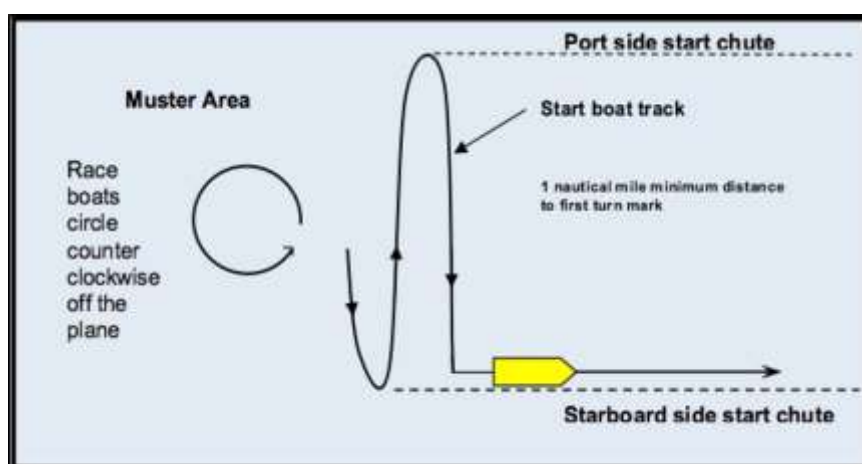
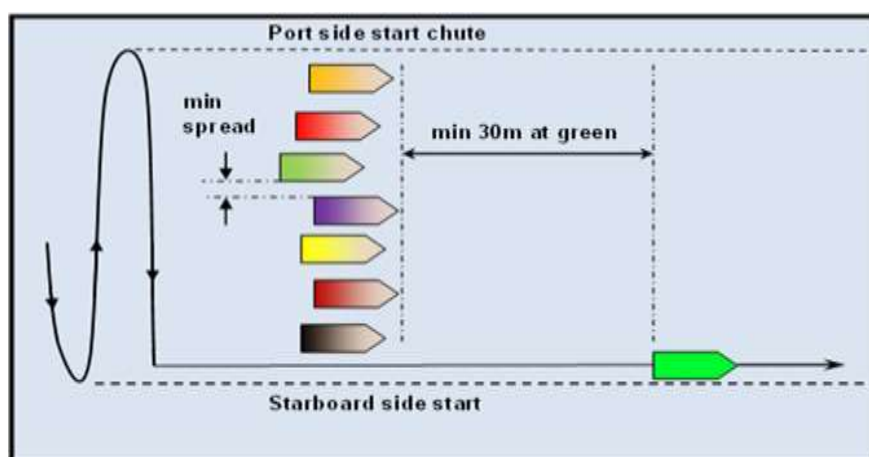


Diagram 2 Procedure for green flag



### L6.5 Standing Starts

Competitors are advised that standing starts or near standing starts may be used at some venues, full details of these procedures will be included in Race Instructions and given at Drivers Briefing.

Penalties during start procedure:

- During the start run, if a boat passes the start boat before the green flag is raised, it will be disqualified.
- Safety takes precedence over racing at all times.
- Video camera evidence may be used by Race Committee for any reason.
- Only cameras under the control of the organisers will be considered. Tampering of camera equipment will be reported to the OOD and penalties may be applied.
- Dangerous driving on the start run will result in disqualification.
- IF A VESSEL IS THE CAUSE OF TWO RED FLAGS ON THE START LINE, THIS VESSEL WILL BE DISQUALIFIED WITH NO RIGHT OF APPEAL ON SAFETY GROUNDS.

## **L7 POLE POSITION**

**L7.1.1** Will be defined by means of a lottery for the first race of the Event. The series organiser reserves the right to use the lottery method of determining pole position order at any event (notified at briefing).

**L7.1.2** Grid positions for racing will be advised at Drivers Briefing.

The grid for Race 2 (and subsequent races as appropriate) will be reversed with the final race grid being determined from the combined results from all previous races, highest points then achieving pole.

**L7.1.3** Teams where either one or both Driver and Co-Drivers on board has not competed and finished in a minimum of 2 races and achieved “competent” sign off by the OOD. Until this is achieved the team will continue to start on the outside of the grid.

**L7.1.4** Pole position will be nearest to the Start Boat.

## **L8 VALID STARTERS**

An entry accepted by the organisers and having satisfactorily completed scrutineering, attending all required briefings and having crossed the start timing line during the start run as described in Race Instructions or Drivers Briefing will be considered to be a valid starter.

## **L9 OUTSIDE ASSISTANCE**

No outside assistance is allowed including the use of VHF, Mobile Phones or any other electronic device. The Race Committee has the right to decide whether there was outside assistance or not. The penalty for outside assistance outside other than on safety grounds is disqualification.

## **L10 RACING RULES**

**L10.1** It is the duty of each crew member to ensure that their boat is driven in a manner that does not compromise the safety of themselves, any other competitor or any spectator. Powerboat racing is a non-contact sport and Driver and Co-Drivers will be penalised if contact occurs.

Whilst not racing or participating in official practice sessions, boats are bound by the International Rules for the Prevention of Collision at Sea.

**L10.2** All Race Boats must observe the International Rules for the Prevention of Collisions at Sea when encountering any other Non racing craft at all times.

**L10.3** Responsibility of all crew members - It is the responsibility of each crew member to ensure they are fully aware of the consequences of their actions and to anticipate the actions of other boats in their immediate vicinity. All crew members must take any action necessary to avoid a collision; even if they have the right of way failure to do this may result in penalties or disqualification. A constant look out must be maintained and crews are reminded of the importance of good and efficient communication at all times. Tailgating will be deemed dangerous driving and Boats will be black flagged and disqualified without appeal.

## **L11 Flag Signals**

Boats must obey all flag signals given by officials during testing, practice and racing. Failure to comply with flag signals may result in a penalty or disqualification.

## **L12 OVERTAKING**

Competitor's responsibility on the water. It is the duty of each crew member to ensure that their boat is driven in a manner that does not compromise the safety of themselves, any other competitor or any spectator. Failure to observe this fundamental rule will result in severe penalties being applied.

Powerboat racing is a non-contact sport and crew members will be penalised if contact occurs at all times. A constant look out must be maintained and crews are reminded of the importance of good and efficient communication at all times.

- a) All crew members - It is the responsibility of each crew member to ensure they are fully aware of the consequences of their actions and to anticipate the actions of other boats in their immediate vicinity. All crew members must take any action necessary to avoid a collision at all times, a constant look out must be maintained and crews are reminded of the importance of good and efficient communication at all times.
- b) Rules of the road – Right of way The international Regulations for the Prevention of Collisions at Sea apply at all times between race boats and non race boats
- c) Overtaking –
  - i. Any overtaking boat must give way to the overtaken boat.
  - ii. A boat being overtaken must not deliberately alter its course in any way that would hinder the overtaking boat.
  - iii. If a boat in consequence of its neglect of any of these rules compels another to foul, it will be penalised.
  - iv. All colliding boats will be disqualified.
- d) Fouling  
Definition of Fouling: If any boat by its action collide with another boat, cause another boat to have a collision, or cause another boat to take avoiding action to avoid a collision which may or may not result in that boat infringing another rule. (e.g Missing or hitting a mark of the course), they will be penalised

## **L13 STOPPING THE RACE**

- L13.1.1** In case of a force majeure, an accident or in the event of a Driver or Co-driver being thrown into the water or a capsize, the race will be stopped using the Red Flag Procedure. Any competitor who sees a force majeure, accident, man over board, capsizes or red flag must signal by raising a hand in the air and come safely off the plane.
- L13.1.2** On seeing red flags or seeing the red flag signal all boats will come off the plane, stop racing immediately, turn in to the centre of the course and await further instructions.
- L13.1.3** In the Event of the race being Red Flagged a restart may take place and if so will use the standard start procedure as identified in P2.5 of these regulations.

### **L13.2 Incident Procedure**

- L13.2.1** Any Official Patrol/Rescue boat may wave a yellow flag to give warning of imminent danger in its vicinity. Competitors seeing this signal are to acknowledge the signal, proceed with caution, not overtake other race boats whilst in the area of the incident and keep clear of the danger area. Any competitor who ignores or abuses the yellow flag may be penalised.
- L13.2.2** When it is deemed the course is clear, yellow flags will be removed. If the start boat is showing yellow lights these will be switched off.
- L13.2.3** In the event of a serious incident, the red flag procedure will apply – see P2.22.3 of these regulations.
- L13.2.4** It is the crew members' responsibility to monitor the all flag signals whilst deployed.

## **L14 TURN MARKS AND MISSED MARKS**

- L14.1.1** All marks will be laid in the approximate positions referred to in the race instructions. It is the competitor's responsibility to drive close enough to the course marks to ensure that they have been seen to pass them correctly.
- L14.1.2** Unless otherwise specified in the Event Race Instructions the colour of the course buoys will be as follows: numbering below is in correct
- i. All Outside Course Marks: YELLOW
  - ii. All Inside Course Marks: RED
  - iii. Should a buoy go missing the driver must pass through the approximate geographical position referred to in race instructions.
  - iv. If a boat hits a turn mark – A Yellow Card penalty may be applied.
  - v. If a boat damages a buoy or line – A Yellow Card may be issued. Damage charges up to £300 will be applied.

- vi. A competitor must NOT return to a missed mark. The competitor must continue to follow the designated course passing all remaining marks correctly. Dangerous driving resulting from missed marks will result in further penalties.
- vii. The missed mark penalty will be 30 seconds added to race time unless otherwise notified in Race Instructions or Drivers Briefing note.
- viii. At the discretion of the OOD repeated mark missing will result in disqualification.
- ix. The missing of a mark cannot be used to gain position advantage.
- x. Missing a mark without valid reason will result in DQ.

## **L15 FINISHING A RACE**

**L15.1.1** Races are run on a 'flag-to-flag' basis (from the green flag to the waving of the chequered flag). The end of the race is signalled by the waving of the chequered flag to the leading boat who has completed the course, the raising of the chequered flag supersedes all race instructions and that days briefing on duration of the racing. This designates the 'winner' of the race and the commencement of the finishing procedure of the race. When the leading boat in each class completes the course and crosses the finishing line, the chequered flag will be waved. It designates the 'winner' of the race and the commencement of the finish procedure of the race.

**L15.1.2** The chequered flag will also be given to all subsequent boats that cross the finish line after the first boat.

**L15.1.3** Boats shall not begin a new lap if they cross the finish line after the leading boat has taken the chequered flag.

**L15.1.4** The winning boat shall be timed for completing a race when her bow crosses the finishing line.

**L15.1.5** All boats crossing the finishing line after the 'winning boat' will be classified as having finished the race provided they have covered the minimum number of laps. And shall be timed for completing the race when her bow crosses the finishing line.

**L15.1.6** Upon completion of a race, a boat shall;

- i. turn in to the centre of the course, or as described in drivers briefing
- ii. conform with the International Regulations for Preventing Collisions at Sea,
- iii. not hinder other boats that are still racing and
- iv. Await escort back to the Wet Pits.

**L15.1.7** The race may be curtailed or stopped at the finish line at any time by waving the chequered flag. This designates the end of the race

## **L16 CURTAILMENT OF A RACE**

**L16.1.1** A race curtailment decision can be made at any time during a race provided the curtailment is signalled on the Start/Finish line to the leading boat. The leading boat shall then stop racing and turn safely into the centre of the course. All other boats shall stop racing when they next cross the Start/Finish line. See Rule P2.10 for curtailment flags.

**L16.1.2** Unless signalled by a red flag anywhere on the course for safety reasons then rule P2.22.3.

## **L17 RETIREMENT PROCEDURE**

**L17.1.1** On retiring from a race, all boats must hoist and display an orange flag when practical to do so until the boat has been recovered from the water. Where possible retiring boats should exit the race course as quickly as possible; the crew should attempt to contact Race/Safety Control immediately by radio and inform them of the boat's retirement. If radio communication is not possible, the nearest Safety/Patrol boat should be informed. Displaying an orange flag means you can't re-join the race.

## **L18 SCRUTINEERING**

**L18.1.1** Scrutineers shall work with the current scrutineering list as a guide and equipment listing.

**L18.1.2** Scrutineering does not constitute a condition survey of the boat.

**L18.1.3** The scrutineering sheet may not necessarily cover every item that a scrutineer may wish to check on a particular boat nor does every item necessarily refer to every class of boat. A scrutineer shall reject a boat if it does not comply with all of the requirements of the championship organiser. The scrutineer shall refer any non-compliance to the Race Committee. Any decision related to eligibility shall be made in good time before the start of the race.

**L18.1.4** Any incomplete entry may, at the scrutineers' discretion, be put back to be re-examined later if time permits.

**L18.1.5** Post-Race scrutineering will take place at the discretion of the OOD/Chief Scrutineer. Driver and Co-Drivers must make their boats available when requested – failure to do so will result in disqualification. The first three boats in each class in any race may not leave parc ferme or crane area without prior permission of the chief scrutineer.

**L18.1.6** Re-Scrutiny: All vessels reported involved in incidents during races or practice must be re-presented to the Chief Scrutineer before continuing in the races or practice.

**L18.1.7** No boats may leave the Pits after scrutineering has taken place other than to race.

Any boat that leaves the pits must gain written approval from the chief scrutineer and must be re-scrutineered on return before being allowed to race.

## **L19 WET PITS & DRY PITS**

**L19.1.1** Local Harbour & Marina rules must be complied with at all times.



**L19.1.2** Refuelling: May only be carried out in accordance with the specific instructions issued for each Venue/Event. Once a race has been started teams must not refuel until the chequered flag has been raised or the race has been curtailed AND then not without the permission of the OOD.

## **L19.2 Designated Times**

**L19.2.1** Boats are allowed out on the water only at the times designated in Race Instructions or with prior agreement with the OOD. All boats must have passed scrutineering before launching. Non-conformance will result in disqualification from the event and/or a fine of £100 or as stipulated in Race Instructions.

## **L20 POSTING OF RESULTS**

**L20.1.1** The provisional results will be posted within an hour of the end of the races, where possible. The OOD must sign the results and state the time of posting on the provisional results. The OOD will be present for one hour from the time of posting the results to receive any protests. Provisional results will become official one hour after posting provided no protests have been received. It is the teams' responsibility to monitor the posting of the provisional results.

## **L21 OPERATION OF SAFETY VESSEL**

A Safety Boat will be identified with a Black Flag with a Yellow 'X' and/or an RYA official / marshal blue and yellow flag.

## **L22 CRANING**

**L22.1** No persons shall be on board a boat whilst being lifted by a crane, unless permitted/overridden by the local harbour rules.

Anyone in the craning area **MUST** wear a hard hat or protective helmet at all times.

Crews are to supply their own hard hats

Penalty for non-compliance is a fine of £ 200

**L22.2** Crane and/or launch times will be scheduled in race instructions or by a launch order issued by race control. This must be complied with to guarantee launch, otherwise Driver and Co-Driver will be responsible for their own launch arrangements. The crane/tractor may not be available outside posted times.

**L22.3** A minimum of one crew member must be present at launch or recovery. All boats must be "launch ready" on arrival at the crane (ropes, fenders on, covers off, etc) otherwise the boat will be refused launch or recovery.

## L23 FLAG SIGNALS

### L23.1 Chart

Flag	Flown From	Meaning
Yellow Flag	From Start Boat From Safety/Patrol Boat	Start procedure underway Incident in vicinity, proceed with care, no overtaking
Green Flag	From Start Boat	Race Start
Red Flag	From Start Boat (during start) From official boats	Start Aborted Race stopped
Chequered Flag	At Finish line	Race finished
Black Flag & race Boat number	From Start boat	Boat disqualified from race – boat stop
White Flag	At Finish line	Last Lap Indicated
Orange Flag	From competing boat	Retirement
Black Flag with Yellow 'X'/RYA	From Official Boat	Identification as official boat
Pink Flag	From Start Boat	Leaving at Pit in 2 mins

**L23.2 YELLOW FLAG** – on seeing the yellow flag signal from an official boat, Driver and Co-Drivers MUST ACKNOWLEDGE THE SIGNAL proceed with caution, not overtake other race boats whilst in the area of the incident and keep clear of any danger areas.

Any competitor who ignores or abuses the yellow flag signal will be penalised. The Start boat yellow lights may be used in conjunction with yellow flags. These lights shall have the same meaning as a yellow flag.

**L23.3 RED FLAG** – on seeing the red flag signal, all boats shall come off the plane stop racing immediately, turn in to the centre of the course and await further instructions. Infringement of any of the above may result in disqualification and/or yellow card and/or a time penalty or any combination.

**L23.4 BLACK FLAG** - any race boat deviating from the course into restricted areas, displaying conduct deemed to be unsporting or dangerous or having damage to the boat considered to be dangerous, will be shown the black flag the next time it passes the start boat and will be disqualified from the race and is not eligible for appeal. Disqualified boats must return to wet pits area, safely moving off the course and avoiding any interference with the race or other race boats.

Disqualified boats will not be awarded points for that race and may be fined.

## **L24 CHAMPIONSHIP PENALTIES**

### **L24.1 Infringements of Technical Regulations**

Post Race scrutineering will take place at the discretion of the OOD/Chief Scrutineer. Driver and Co-Drivers must take their boats available on request. Failure to do so may result in disqualification.

#### **L24.1.1 Arising from post race Scrutineering or Judicial Action:**

As per PB1 General Rules

### **L24.2 Non-Technical Rule Infringements**

Infringements of non-technical RYA Rules and the Sporting Rules issued for the Championship:

## **L25 CHAMPIONSHIP SPECIFIC PENALTIES**

At the discretion of the OOD, a yellow card penalty will also be applied in conjunction with any of the penalties listed below. A written penalty notice will be given and the time of the penalty written on the notice.

- a) Smoking in the defined wet or dry pits: £200 fine.
- b) Fuel transfer outside the designated fuelling areas: £200 fine.
- c) Launching: persons on boats whilst being lifted or craned: £200 fine for each person.
- d) Failure in launch/ramp discipline; £200 fine.
- e) Late or non-attendance of prize winners at the prize giving, without previously tendering apologies to Race Secretary: £150 fine
- f) Not wearing race overalls at podium presentation: £150 fine.
- g) Failure to present engine or craft for technical examination: disqualification.
- h) Misrepresentation or providing untrue statements: £100 fine
- i) Failure to raise and fly retirement flag when able: £100 fine.
- j) Failure to report Retirement to Race / Safety Control: disqualification
- k) Contravention of Flag Signals (L2.22) : disqualification
- l) Penalties imposed by the OOD for reason of failing to follow Rule L2.22 in an accident or dangerous driving will be imposed as soon as possible on receipt of the evidence of the offence. In a multi-heat championship this will be before the next heat.
- m) Dangerous driving: Disqualification with No appeal

**L25.1** These penalties are not exclusive and do not protect the offender from further action by the organisers or the RYA. Penalties will be applied by the OOD and published in race administration

**L25.2** Failure to pay any fine: teams will not be allowed to participate in the next event of the SuperStock series until all outstanding fines are paid. This will be carried over between seasons if applicable.

**L25.3** Protests must be submitted in accordance with PB1

**L25.3.1** Before submitting any formal protest in writing in accordance with PB1 it is mandatory that the driver will direct a query to the OOD, or person appointed by the OOD for the race day. This must be done immediately after the heat or final.

**L25.3.2** Written Protests must be lodged within one hour of the penalty being issued, as outlined in section H in PB1.

**L25.3.3** Appeals must be submitted in accordance with PB1.

## **L26 BANNED SUBSTANCES**

**L26.1** Banned Substances and Banned Methods (in accordance with PB1).

## **L27 GROSS MISCONDUCT**

Gross Misconduct and Unacceptable behaviour (in accordance with PB1).

## **L28 INJURED DRIVERS**

If during an event a crew member is injured their licence may be suspended until the competitor has been given the all clear by a suitably qualified medical doctor or Paramedic.

## **L29 IDENTITY TAGS**




- a)** All Driver and Co-Drivers will be issued with waterproof temporary identification which must be worn on the right wrist at all times during racing or testing.
- b)** These identification tags may be collected at the boat retrieving ramp/crane area after the final race to validate the driver/crew/boat combination.

## **L30 ISSUING CARDS AND ASSOCIATED PENALTIES**

Yellow Cards, Red Cards and Associated Additional Penalties

**L30.1** Yellow / Red & Blue Cards will be issued in accordance with PB1 Rules.

**L30.2** In addition to the above, the associated additional penalties listed in the table. Below may also be applied.

Penalty Card	Number of offence	Associated Additional Penalty
Yellow Card 	First yellow card	£100 fine
	Second yellow card	£200 fine
	Third yellow card	£300 fine and automatic Red Card
Double Yellow Card 	First double yellow card	£250 fine
	Second double yellow card	£400 fine
Red Card 	First offence in calendar year	£500 fine and disqualification from that and the next event
	Second offence in calendar year	£500 fine and disqualification from the rest of the series for the crew member and the team.

### L31 TECHNICAL RULES

**L31.1** The following Technical Rules are set out in accordance with the RYA specified format and it should be clearly understood that if the following texts do not clearly specify that you can do it you should work on the principle that you cannot.

**L31.2** It is the responsibility of the teams to maintain the boat in safe condition to race. It is the responsibility of the teams to check all items of the boat are in safe/proper condition to race.

#### L31.3 General Description

The P1 SuperStock UK Championship is for Drivers and Co-Drivers participating in the P1 Panther 250 class with the P1 – 28SS vessel, organisers retain the right to exclude vessels not conforming to these regulations.

#### L31.4 Safety Requirements

See Scrutineering List

#### L31.5 General Technical Requirements & Exceptions

The boats are constructed in glass reinforced plastic, Kevlar and carbon composite. The boats must carry a minimum of two crew members; a Driver and Co-Driver.

### L32 HULL

**L32.1** No physical modifications may be made to the hull from the original drawings.

**L32.2** All cowlings and hatches must be in place throughout the duration of the race. Boats that fail to retire within 1 lap during a race with missing cowlings, hatches or damage will be Black flagged and be deemed a DQ.

**L32.3** ALL Cowling quick release safety catch`s must be fitted in full working order and clearly marked.

**L32.4** The use of a bow tank in SuperStock racing is not permitted. Bow tanks must either be removed or fully disconnected during racing.

### **L33 DECK**

**L33.1** Lifting Eyes: Those fitted to the boat during construction should not be altered.

### **L34 ENGINE**

#### Engine Modifications

**L34.1** No modifications are allowed to engines other than those specified by P1 in writing.

#### **L34.2** Cowling Modifications

**L34.3** No engine cowling modifications are permitted and all cowlings must be in place throughout the entire period of a race. All safety catches/locks must be in place, used and working as original designed and fitted.

#### **L34.4** Inspections

**L34.5** All engines must be inspected, performance tested and sealed prior to the first race by the series organisers representative. This pre-season inspection, performance test and sealing will be charged at £250 per engine and is the responsibility of the teams. This charge will include the issue of the boat's measurement certificate/log book which must be presented at every race event.

#### **Minimum Engine Height**

**L34.6** The minimum engine height of the P1 Panther 250 is as per original boat specifications, unless changed at drivers briefing.

#### **Sealing**

**L34.7** Only an engine sealed by the championship organisers with 2017 seals are eligible to take part in the championship (please see Log Book). Engine Sealing can be replaced only by the Championship scrutineer or appointed BRP dealer.

**L34.8** A sealing log of all the seals applied to each boat will be recorded and updated by the Championship organiser with the help of championship technical representatives.

**L34.9** Driver and Co-Drivers found without engine seals must have their engine resealed before it races. If a further Inspection shows irregularity, the competitor will lose all championship points from the date of the new seal installation.

**L34.10** Engine technical checks will be randomly carried out. The Championship Organiser will be responsible for expenses incurred in carrying out these checks unless the engines are found illegal.

**L34.11** In the case of maintenance, sealing's can be removed only under the supervision of the appointed championship representative or the Championship Scrutineer.

**L34.12** Seals installed on engines not matching the seal log will result in the offending boat/team being disqualified.

**L34.13** Sealed engines not matching the manufacturer specifications will result in the offending boat/team being disqualified.

**L34.14** P1 Panther 250 Class engine sealing position:

1. CRANK CASE



2. PORT HEAD



3. STARB HEAD



## **L35 WEIGHTS**

**L35.1** All boats total mass "AS RACED" must not be less than 1650kg.

Penalty: Disqualification from last race, raced.

**L35.2** Random weight checks may be done at any point during an event at the discretion of the OOD or Chief scrutineer.

Failure to comply: Disqualification from event.

**L35.3** Any boat deemed to be running in an unstable manner showing characteristics of a badly balanced boat during a race by the OOD will be black flagged and disqualified from that race.

The total mass will be weighed/taken with dry bilges.

Excludes: Bow tank water ballast, Driver and co Driver with their personal safety affects (i.e., they must take off the boat with them their Helmets and Life Jackets/Vests/Buoyancy aids).

The total mass may include residual fuel in the original as-fitted tank. Any additional weigh/ballast cannot be a fluid, or in fluid form, but must be a solid. This ballast is to be added in a location, or locations at the racers discretion, but must be declared to the Scrutineers, and if queried by RYA/Event management staff.

The ballast must be secured in a permanent or semi permanent manner. The ballast anchoring points & securing method must be able to withstand a static load of 5 times that locations ballast, i.e. 20 kg's withstand 100kg load.

The overall weight, balance and set up of the Boat are at all times the sole responsibility of the Driver and Co- Driver. If at any point they are unsure or feel that they do not have the skills or knowledge to do this correctly, they must consult 'Powerboat P1 Management' OR a professionally qualified boat builder.

## **L36 Numbers And Championship Decals**

All boats must display mandatory series and event logos, as directed by the Championship Organisers and as per the Team Agreement. Failure to do so will result in a fine of £150 per sticker, per race.

All decals including non-mandatory must be intact and in good order at the start of each race.

The organisers will supply ONE set free of charge at the first race entered. Replacements thereafter must be in the identical style/font and are the responsibility of the competitor.

Boat numbers must be on both sides of the trailer hitch.





- d) Must be grounded to enable the discharge of static electricity.

## **L39 PROTECTIVE CLOTHING**

**L39.1.1** If detailed in Event Race Instructions, All crew must wear the official SuperStock UK overall.

## **L40 PROPELLERS**

### **L40.1 Allocation of Race Propeller**

Race teams competing in the P1 Panther 250 class are only permitted to use the designated propellers for competition purposes. Each race team will be required to purchase a testing propeller available from the Championship Organisers at a discounted rate. The race propellers are allocated at the start of each EVENT randomly by the championship organiser. These are retained by the championship organiser and securely stored on the race support truck. They are only made available for the races. The allocated propeller remains exclusively available to that Team for the duration of that event.

### **L40.2 Issuing Race Propellers**

A race propeller will be issued immediately prior to the race and checked by the scrutineer when the boat is launched and recovered. Any competitor found using an unauthorised propeller will be disqualified from that race. On completion of the race the propeller must be removed by the competitor and handed back to the appointed scrutineer/technical representative who will place it in the secure P1 race truck. The complete prop fitting kit from thrust washer to fixing nut will be deemed part of the prop and therefore will be handed out and returned. Any missing items will incur replacement costs by the competitor.

### **L40.3 Testing/training propellers**

Racers own and keep their testing/training propellers and use and repair them at their own expense.

### **L40.4 Damaged allocated race Propeller**

During a race event if a team damages its race allocated race propeller, teams can rent another race prop from the championship organiser at £250.00 + VAT. PER EVENT.

Teams will not use their testing or training propellers in a race.

### **L40.5 Damaged Propeller during a Race**

If a competitor damages a propeller during a race it must be returned to the appointed class propeller scrutineer. No repairs to the propeller will be made by the Driver and Co-Drivers or any non authorized persons. Repairs are at Driver and Co-Drivers cost.

### **L40.6 Propeller Specification**

They must meet the class propeller specifications and will be subject to testing.

### **L40.7 Failure to Comply**

Failure to comply with either registration or conformity will result in a fine and/or disqualification.

### **L40.8 Propellers**

Propellers will be checked at random. Driver and Co-Drivers will make them available immediately when requested - failure will result in disqualification.

#### **L40.9 Propeller Scrutineer**

The P1 appointed Propeller Scrutineers decision on propeller class measurement and compliance will be final and is not open to appeal.

#### **L41 JACK PLATES**

Jack Plates must be as originally fitted and secure, no modifications are allowed other than those Made and documented by P1

#### **L42 STROPS**

All teams must provide their own strops for launching and retrieval.

All teams must provide when requested by Championship Organiser/Local Authority/Contractor strops certificate/licensing.

#### **L43 VHF RADIO**

**L43.1** Every race boat must have on board an operational, multi-channel 25 Watt VHF radio which has channel M2.

**L43.2** This VHF radio shall be capable of transmitting on the international distress frequency.

**L43.3** The appropriate ships licences for VHF Radios must be obtained from the local governing body and displayed on board as required by their regulations.

**L43.4** It is mandatory for one riding crew member to hold a VHF Operators licence.

**L43.5** It is mandatory that the VHF radio be integrated with the intercom in the helmet to enable monitoring of race boat VHF channel M1 and emergency channel 16 during racing at all times, so as one team member must be able to listen for any instruction at least by use of ear piece connection to radio. Penalty for non-conformance is Disqualification

#### **L44 STEERING**

The steering wheel shall be secured and locked on to the shaft. No lateral movement of the steering wheel is permitted.

The steering wheel unit shall be fixed to, or through the dash panel, or a steering mounting bar, and shall be through bolted and locked.

The steering wheel strengths shall be checked; if the wheel is split or cracked, the wheel shall be rejected. Wheels of the laminated rim type shall be checked for weakness caused by the breakdown of the laminations. Plastic composition wheels shall be checked for early fatigue where the spokes join the boss to ensure the wheel cannot be forced to spin on the internal boss.

There shall be no undue degree of play in the steering system.

All steering linkages, quadrants and any fitting to the stock shall be in good condition and secure.

Engine controls shall operate with full and free movement.

Hydraulic steering shall be fully operative, hoses and unions shall be free of leaks and adequately protected

## L45 2017 SCRUTINEERING CHECK LIST FOR P1

SCRUTINEER: \_\_\_\_\_ EVENT: \_\_\_\_\_ DATE: \_\_\_\_\_

No	Rule No	Class		Yes	No	Notes
		<b>ITEM:</b>				
1	L3.2 & E1	Advanced Race Instructions & Rule Book				
2	L33.1/L49	Lifting Strops & lifting eyes inc Certification, secured				
3	D17	Battery isolation & Isolator switch				
4	D7	All cables & controls				
5	D16	Foot Throttle Only – Hand Throttle Disconnected				
6	L51	Steering System				
7	D8 & D10	Seats, Mouldings, Rails				
8	D21	Engine Kill Switch Operational				
9	D22	Engine Mountings & Bolts Secure				
10	L34	Engine Sealed – Seal no's				
11	L34	Skeg Standard				
12	D15	Reverse gear operational				
13	D19	Anchor & 50m Line				
14	D5	Towing Eye, Painter/Towing Line x 2				
15	D29	Min 1x2kg Powder Fire Extinguisher not 2x1kg				
16	L40 & D27	Propeller serial numbers & secured by locking nut				
17	L43	VHF with P4/M2 and crew Intercom operational				
18	D18	Bilge pump and Bailer				
19	D14	Fuel tanks, lines, earth wire shut off valve				
20	D42	Helmets x2				
21	D34	Life Jackets x2 with minimum buoyancy				
22	D21	Kill Cord x 2 plus spare kill cord max length 120cm				
23	D36	Whistle, Compress, Sheaved knife (both crew)				
24	D35	Race suits x 2, suitable footwear				
25	L36	Race numbers, Branding & Rookie Orange ID				
26	L36	Boat number on trailer				
27	D37	Flares mini carried by both crew				
28	D38	Retirement Flag				
29	D31	Buoyancy				
30	L35	Weight Check				
31	L34.6	Engine Height check				
32	L38.7 & 8	Fuel Tested, Oil type				
33	L32/D6	Hull for modifications, sharp edges protrusions				
Scrutineer (Print Name)				Signature		
Pilot (Print Name)				Signature		

## **M MARATHON CLASSES RULES**

### **The Rules**

These rules should be read in conjunction with the UIM Rules, the Advance Programme and any Race Instructions issued by the organising body in relation to the event.

The Organisers shall judge, in accordance with the current rules, all cases not foreseen or seemingly inaccurately defined. Any driver who infringes any rules will be penalised.

### **M1 CONCEPT**

	Marathon Class is for sea worthy offshore craft capable of undertaking independent extended offshore passages in unprotected waters.
	<p>If there are not enough registered boats in any National Marathon class before the first marathon event of the season, then the PBRC may invoke the joint National championship rule. The PBRC then will describe which of the classes that will be combined for that season only.</p> <p>The joint championship will stay in place for that season even if more boats are registered in either or both of the classes that are combined.</p> <p>The joint National championship will score points in accordance with the general rules on points.</p>

### **M2 ULTRA MARATHON RACES:**

	Ultra marathon races are defined as races where the total accumulated distance exceeds 500 nautical miles.
--	--

### **M3 SAFETY REQUIREMENTS FOR ORGANISERS OF ULTRA MARATHON RACES**

	<ul style="list-style-type: none"><li><b>a)</b> The Organisers must establish a central race control location from which a dedicated team can monitor the progress of boats via the boat tracker system.</li><li><b>b)</b> The organiser must also present risk assessment and an environmental risk assessment to the National Authority at least 90 days prior to the start of the race</li><li><b>c)</b> The Organisers must clearly define the financial implications applicable in the different countries should a boat have to be rescued or team members have to be transported ashore by rescue services.</li></ul>
--	--

#### **M4 MARATHON LICENCE REQUIREMENTS.**

##### **RYA Marathon Powerboat Racing Licence**

For newcomers to the sport and for existing Competitors that have not held a marathon licence in the past two years, the following criteria must be met before a licence will be issued;

**Drivers / Co-Drivers – New Applicants or those that have not held a Marathon licence or participated in Marathon Racing for 2 years or more.**

1. Minimum Age requirement – 18 years at time of race.
2. RYA Powerboat Race Training must be completed
3. A detailed CV of Powerboat Racing and Boating experience must be submitted with Licence Application Form
4. A minimum “RYA” qualification or military equivalent of one of the following;
  - RYA Advanced Powerboat
  - RYA Day Skipper\*
  - RYA Coastal Skipper\*
  - RYA Yachtmaster\*
5. Current First Aid Certificate – Driver & Co-Drivers
6. Current Sea Survival Certificate – Must be held by **All Crew Members**
7. Immersion Test Certificate – For Canopied or Partial Canopied Boats

\* Theoretical Qualification's will not be accepted on their own

\* Previously experienced powerboat racing competitors who do not hold a formal qualification will be assessed by their own National Authority in order to determine if the competitor competent . The PBRC will consider applications.

**Existing Marathon Licence Holders (Driver & Co-Drivers)** are required to submit a copy of the following with their licence application :

1. Current First Aid Certificate
2. Current Sea Survival Certificate
3. Current Immersion Test Certificate – For Canopied or Partial Canopied Boats

**Marathon Crew Licences** - Marathon 'Crew' are not allowed to take control of the boat at any time during a race and must submit the following with their licence application :

1. Current Sea Survival Certificate
2. Completed Offshore Theory Test
3. Current Immersion Test Certificate – For Canopied or Partial Canopied Boats

**Applies all Marathon, Drivers, Co-Drivers & Crew :**

**Minimum number of competitors on board is 2 persons; maximum number of persons onboard is 6 persons. Minimum age is 18 years at the start of the event.**

**M5 COMPETITION RULES:**

a	<p><b>OUTSIDE ASSISTANCE - UIM 1200.2.2</b></p> <p>Competitors may refuel during a race at recognised port or marina fuel outlets within the harbour confines. Ship-to-ship or air-to-ship re-fuelling at sea is not permitted.</p> <p>Competitors may utilise outside assistance to effect repairs to machinery, structure, navigation or safety equipment once berthed in a recognised port or marina.</p> <p>No other outside assistance is allowed during a race.</p> <p>Any competing craft may be towed and if a tow is accepted, then that competitor will be treated as a retirement from the race</p>
---	--

**M6 RACE BOATS:**

a)	<p><b>HULL LENGTH - UIM 1200.3.1</b></p> <p>The minimum hull length for all competing craft is 24ft/7.32 meters and the maximum for all is 50ft / 15.20 metres using UIM standard measurement procedure. See class classifications.</p>
b)	<p><b>SPEED - UIM 1200.3.2</b></p> <p>All competing craft must be capable of exceeding 40 knots, except for Historic class boats. Historic Class boats must be capable of exceeding 30 knots</p>
c)	<p><b>MONOHULL BOATS - UIM 1200.3.3</b></p> <p>In the Spirit of Offshore Endurance Racing, all competing craft must be Monohull or stabilised Mono Hull unless otherwise agreed by the race organiser.</p>
d)	<p><b>CANOPIED BOATS - UIM 508</b></p>
e)	<p><b>PARTIAL CANOPY BOATS -</b></p> <p>Partial canopies may be permitted subject to the technical inspector's approval, this process must be commenced a minimum of 3 months before the event.</p> <p>There must be an opening hatch with a minimum open space sufficiently large (minimum 55cm X 82.5cm) for each person in the boat to exit immediately. Alternatively, there must be an open space in the rear of the craft sufficiently large (minimum 1.3m X 1.3m) for all crew to exit the boat immediately. Access at this opening must not be restricted in any way whatsoever.</p> <p>Partially canopied boats may have restraint systems fitted which, if fitted, must comply with the following Offshore Rules: 508.01 (Crew Immersion Test), 508.17 (Air Supply), 508.19 (stop buttons for engine cut-off), 508.21 (Rear of Head Protection) and 508.22 (Specification of 5 or 6 strap Harness).</p> <p>Additionally the following rules apply :</p>

	<p>1 Boat builders/designers must confirm in writing that the boat is designed for such activities and to race in a given class. This confirmation to include key safety points below, with detailed technical drawings supplied as appropriate.</p> <p>2 Crew must be able to demonstrate that they can safely exit the boat (maximum recommended exit time 30 seconds) This may be subject to scrutineer testing at events. .</p> <p>3 Seat belt mounts must be of appropriate strength and position, considering the boats maximum designed speed – see 508 rules</p> <p>4 Structure of the partial canopy must be of similar strength to the hull/running surface of the boat</p> <p>5 The screen must be of a suitable materials and have flanges adequate to offer the strength required to meet the anticipated loads and speed of the craft</p> <p>6 All crew must have in date immersion test training and hold a current immersion test certificate.</p> <p>7 Doors or hatches must be so designed to allow them to be easily opened from inside and out and must be labelled to allow rescuer to immediately understand opening system and backup system – hinges must have removable pins</p> <p>8 There must be an air system provided for each crew member – spare air systems are not acceptable</p> <p>9 There must be a minimum clearance between seats or door aperture of 40cm if this is the primary exit route</p> <p>10 The nominated skipper of the vessel accepts ultimate responsibility for complying with all of the above requirements</p> <p>11 Carbon monoxide sensors and alarms must be fitted in all canopied boats.</p> <p>12 All competitors and crew members who race in boats with restraints, canopies, and partial canopies must hold a current immersion test certificate.</p>
<b>f)</b>	<p><b>SEAT BELTS/RESTRAINTS - UIM 1200.3.6</b></p> <p>No seat belts or restraints whatsoever are permitted in open boats, i.e. boats with no canopies or boats with partial canopies.</p>
<b>g)</b>	<p><b>REINFORCED WATER DEFLECTOR - UIM 1200.3.7</b></p>
<b>h)</b>	<p><b>UIM 1200.3.4</b></p> <p>All competing craft must be capable of going astern.</p>



<b>i)</b>	<p><b>LIFTING POINTS - UIM 1200.3.5</b></p> <p>Race instructions may require that competitors carry their certified lifting strops in their boat throughout the race.</p> <p>For ALL boats, the lifting positions of the craft for emergency lift by crane slings must be clearly marked either side of boat.</p>
<b>j)</b>	<p><b>BUOYANCY - UIM 508</b></p> <p>It is recommended that enough buoyancy is provided in the race boat or in the material used for its construction to ensure that the boat floats if capsized or holed.</p>
<b>k)</b>	<p><b>BILGE PUMPS - UIM 1200.3.7</b></p> <p>Suitable and automatic bilge pumps shall be fitted to the boat capable of pumping out all sections of the boat even where water-tight bulkheads are fitted. They shall be accessible and be fitted with a suction pipe leading to the lowest point of the bilge and with a discharge pipe overboard. There shall also be at least one manual bilge pump in the boat.</p>
<b>l)</b>	<p><b>PUMP - UIM 1200.3.8</b></p> <p>All RIBS shall carry a hand or foot pump capable of being operated below the gunwale.</p>
<b>m)</b>	<p><b>DECK FITTINGS – UIM1200.39*</b></p> <p>All boats must have guard rails or handholds (rails or handles) raised above the deck of a suitable material or wire in stanchions. A single central rail would suffice. A rope secured to the bow and made fast in the cockpit will not be accepted.</p> <p>*Not applicable to RIBs</p>
<b>n)</b>	<p><b>TOWING - UIM 1200.3.10</b></p> <p>All vessels must be fitted with a properly designed towing point of adequate construction and strength for the boat to be towed when waterlogged for extended periods. Tow lines suitable in length and strength for the boat in all weathers must be carried by all craft and must be permanently attached to the strong point during races unless the crew can demonstrate that a towing line can be easily attached to the towing point whilst at sea. This towing line must have a fixed loop to provide ease of attachment. In addition each boat should carry sufficient fenders &amp; warps as to be able to dock or raft independently in port or to be able to raft suitably to another vessel if assistance was either required or being offered.</p>

<b>o)</b>	<b>ANCHOR - UIM 1200.3.11</b>  For Ultra Marathon races all boats must carry a sea anchor (drogue) suitable for the size and weight of the vessel.
<b>p)</b>	<b>COMPASS – UIM 1200.3.12</b>  Compass, Charts/back-up navigation and Nautical Almanac:  1. Compass - All boats must be equipped with a liquid filled magnetic compass. Compass deviation cards for magnetic compasses must relate to adjustment within the 12 months prior to the date of the event. Electronic compasses may be used in addition.  2. Charts/back-up navigation system – All boats must carry at all times:  EITHER  A comprehensive set of paper charts which must be in date and corrected to current notice to mariner publications. These charts must be of suitable scales and detail to enable safe navigation over the entire course  OR  an electronic chart plotter containing chart data of suitable scales and detail to enable safe navigation over the entire course must be fitted. In addition to the onboard fixed chart plotter a portable chart plotter containing chart data of suitable scales and detail must be carried to enable safe navigation over the entire course. This additional unit must be provided with additional emergency batteries to ensure a minimum of 8 hours operation.  3. Nautical Almanac – All boats must carry at all times a nautical almanac providing detailed navigational information of the entire course.
<b>q)</b>	<b>NAVIGATION LIGHTS - UIM 1200.3.13</b>  Navigation lights in working order shall be carried in accordance with International Rules for the Prevention of Collisions at Sea.
<b>r)</b>	<b>FOG HORN/TORCH - UIM 1200.3.14</b>  All boats shall carry an efficient fog horn and a powerful torch.
<b>s)</b>	<b>ENGINE CUT-OFF DEVICES - UIM 706.1</b>  For boats using restraints and partial canopy boats, see UIM Rule 1200.3.5 for stop buttons.
<b>t)</b>	<b>FUEL TANKS - UIM 1200.3.15</b>  Fuel transfer at sea is only permitted between your own fixed onboard tanks. Race

	Fuel may not be stored or carried on on board in a jerry-can type container.
<b>u)</b>	<b>BATTERIES - UIM 1200.3.16</b>  Batteries shall be housed in ventilated compartments, mounted upon a secure and solid platform and be fitted with an isolator switch. The battery isolator switch position must be clearly marked for safety reasons.

## **M7 ENGINES**

<b>a)</b>	<b>ENGINE LIMITS - UIM 1200.4.1</b>  <b>Engine limits are as described in the Class Classifications.</b>
<b>b)</b>	<b>ENGINE DESCRIPTIONS - UIM 1200.4.2</b>  ENGINE DESCRIPTIONS for all classes except A, B & C Note: The term 'OEM' = Original Engine Manufacturer  1 Engines eligible for Marathon classes other than the classes A, B and C (all these are 'free') must be based on currently, or previously advertised/available mainstream production units (ie, Mercruiser, Volvo, OMC, Yanmar, Cummins, FPT etc) available to the general public through normal distribution channels with a minimum production run of 500 units. Engines should be from the pleasure line, not the race line of engines from any manufacturer.  If the engine is listed with separate runner exhaust, as described in section (g), the motor is not acceptable. As an example, the Merc 525hp motor used in P1, has CMI headers with runner lengths greater than 6" long, so these motors would not be permissible. The old Merc 500 carb, had GILL/Merc alloy manifolds with common plenum, they would be acceptable, as would STD Merc 496HO's, or 502efi's.  2 The original bore & stroke must be retained, however, an allowance will be made for OEM piston oversize, i.e., +0.030.  3 Inlet system (intake manifold, intercooler, throttle body etc) MUST remain OEM; throttle bodies must retain OEM internal dimensions at butterfly. Turbochargers must be OEM as specified as STD for motor to which it's fitted.  4 Internal engine modifications are allowed, such as camshaft choice, cylinder head gas flowing etc, however, rules for OEM induction systems, intercoolers, turbochargers, etc will be strictly enforced.  5 Engine components may be compared to standard OEM components to establish eligibility.  6 Transom or side exhausts are permitted, providing that the total volume of water passing through the engine cooling system mixes with the exhaust gases from the manifold.  7 Choice of exhaust manifold is free, so long as they are not of the separate runner type, i.e., Stellings, CMI, PF Marine, KE Lightning, etc. Exhaust ports

must exit to a common plenum within the manifold, with each branch not exceeding 150mm in length. It is in the competitors' interest to contact the RYA prior to purchasing exhaust systems to ensure eligibility if there is any doubt. No dispensation will be given for exhaust manifolds that do not meet the rules.(See diagrams below)

8 Drive systems are 'free'.

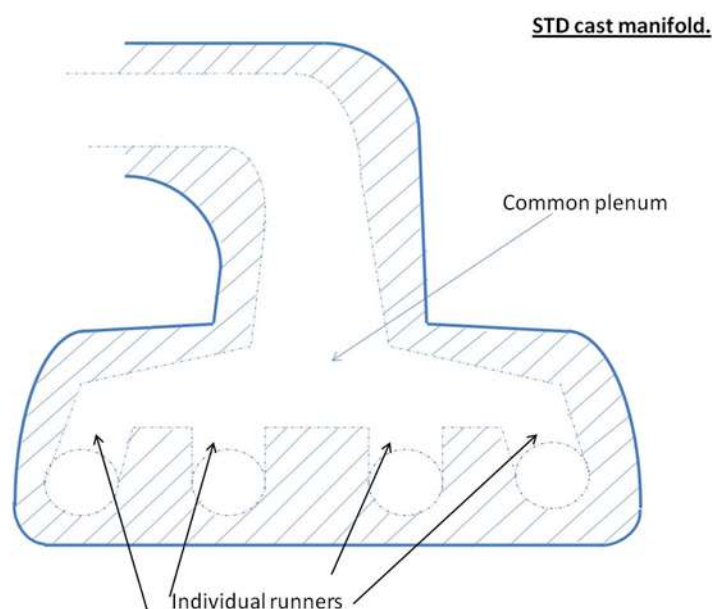
9 Height adjustable hydraulic engine jacks are NOT permitted.

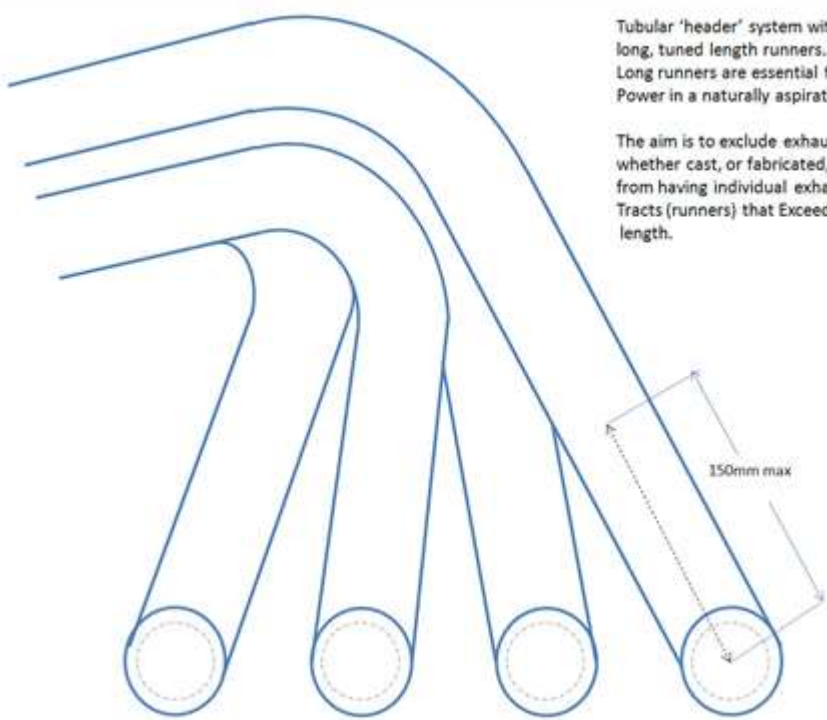
#### **EXHAUST SYSTEMS FOR INBOARDS**

1 The exhausting gasses must be designed in such a way that the driver and crew are protected against the dangers represented by these gasses. Carbon Monoxide alarms must be fitted in all canopied boats.

2 The engine exhaust manifolds, pipes and exhaust driven turbines from the engine outlet to the point of exit must be water cooled by water jackets or shielded. The external surface of the shield must not exceed 150 degrees Centigrade at any time. The exit must be located in such a position whereby the crew cannot be affected by the exhaust fumes.

3 It may be tolerated that a short pipe length not exceeding 30mm in length in connecting the exhaust piping to the cylinder block or between the different sections of the piping or the connection with the turbine supercharger, or the interruptions necessary for the supercharger, need not be cooled.



	 <p>Tubular 'header' system with long, tuned length runners. Long runners are essential for high Power in a naturally aspirated engine.</p> <p>The aim is to exclude exhausts, whether cast, or fabricated, from having individual exhausts Tracts (runners) that Exceed 150mm in length.</p>
c)	<p><b>UIM 1200.4.3</b></p> <p>Single engined craft and single shaft driven boats may compete. All such boats <b>MUST</b> carry an auxiliary engine for use in emergency breakdowns capable of propelling the craft at 5mph for a minimum of 35 miles. This engine can be stowed in the boat but must be shown to be sufficiently retained so that it will not work loose or cause damage.</p>
d)	<p><b>UIM 1200.4.4</b></p> <p>Boats with more than one outboard engine or outdrive must have a properly engineered tie-bar system.</p>
e)	<p><b>ENGINE MOUNTINGS - UIM 1200.4.5</b></p> <p>Outboards: Engine mountings shall be attached to the transom with at least 4 bolts, which shall be either pinned or lock-nutted.</p> <p>Inboards: Engine mountings shall be sound and the mounting bolts securing to the hull shall be pinned or lock-nutted. Engines shall be enclosed in their own compartment/s with the exception of normal ventilation. Each and every engine need not be contained in its own compartment. The compartments shall have rigid covers.</p>

**M8 SAFETY EQUIPMENT FOR THE BOAT**

<b>a)</b>	<b>EMERGENCIES - UIM 1200.5.1</b>  It must be understood that in Marathon (Endurance) Racing every team/crew must be prepared for any/all eventualities with regard to their own safety. If any team experiences difficulties or an emergency during the race, then they must be aware and prepared to be effectively on their own until rescue teams (from whatever source) can arrive.  Every team must therefore have emergency plans which must include a risk assessment setting out how they would deal with an on board emergency situation until such time as rescue teams arrive. A template is available from the UIM website.
<b>b)</b>	<b>INFLATABLE LIFE RAFT - UIM 1200.5.2</b>  It is mandatory that every boat carries one certified <b>and in date</b> Inflatable Life Raft capable of carrying the complete crew, together with adequate fresh water and a first-aid kit. The life raft shall be stowed in an easily accessible position so that in the event of emergency the life raft can be quickly released, particularly in the event of fire.  <b>Aviation style life rafts are not acceptable for Ultra Marathon races where the total race length exceeds 500nm.</b>  The life raft is recommended to comply with ISAF Offshore Special Regulations (OSR) Appendix A Part 2 or ISO 9650 Type 1 Part 1, Group A standard, and should be fitted with a boarding ramp. (Or equivalent NA approved standards)
<b>c)</b>	<b>FLARES - UIM 1200.5.3</b>  All boats must carry a R.O.R.C. standard flare pack comprising: 4 red parachute rockets, 4 red hand held, 2 orange smoke hand held, and 4 white collision hand held flares in a waterproof canister. If any flares are deployed they must be replaced before the start of the next race.
<b>d)</b>	<b>VHF RADIO - UIM 1200.5.4</b>  All boats will carry a shipboard installation of a fully synthesized VHF transceiver with GMDSS capability carrying all 55 International Channels with an aerial output of not less than 25 watts. Organisers may require additional channel(s) to be programmed in to this radio to comply with local regulations. In addition, a multi-channel waterproof hand held VHF radio, which should be carried by one crew member at all times when racing. Each vessel must have a Ship's Licence for their radio equipment and at least one crew must have an Operator's Licence, both Licences to be checked at Race Control and be available for scrutineering.
<b>e)</b>	<b>E.P.I.R.B - UIM 1200.5.5</b>  A portable emergency position indicating radio beacon (E.P.I.R.B.) operating on 406

	MHz shall be carried and stowed in an easily accessible position.
<b>f)</b>	<b>TRACKER SYSTEM - UIM 1200.5.6</b>  Some long distance marathon Races may require tracker systems, this decision will be made by the organisers prior to the event and details provided in the Advance Programme or Race Instructions.
<b>g)</b>	<b>FIRST AID KIT - UIM 1200.5.7</b>  All boats shall carry an adequate medical kit and emergency thermal protective aids <b>for each member of the crew.</b>
<b>h)</b>	<b>RADAR REFLECTOR - UIM 1200.5.8</b>  All boats must carry a RADAR reflector suitable for the boat or a Search & Rescue Transponder – SART.

#### **M9 SAFETY EQUIPMENT FOR EACH CREW**

<b>a)</b>	<b>WHISTLE, MEDICAL COMPRESS AND KNIFE - UIM 1200.6.1</b>  All crew must carry on their person whilst racing a whistle, medical compress and a knife.
-----------	---

#### **M10 CLASS CLASSIFICATIONS TABLE – AS FROM JANUARY 2012.**

	Key: 2S/EPA = 2 Stroke EPA, 4S/SC = 4 Stroke Supercharged, 4S = 4 Stroke, * = Non EPA Outboards						
	Class	Length As Per UIM Measurement	Inboard Petrol Engines (Total Litres) Forced Induction Penalty 1.4)	Inboard Diesel Engines (Total Litres)	Outboards (Total Litres)	Min Installed Engines	Limitation Minimum Weight (KG per Metre)  Including residual fuel at end of Race
	A	11.3 – 15.3m (37' – 50')	27	27	22	2	410kg/M
	B	9.15 – 15.3m (30' – 50')	18	18	8.000 2S 10.500 2S-EPA 9.000 4S/SC 13.500 4S	2	360kg/M
	C (Sport Class)	8.23 – 15.3m (27' – 50')	14	14	N/A	2	O/B 280kg/M
	C (Stock Class)	8.23 – 15.3m	13	13	6.000 2S	2	I/B 328kg/M

		(27' – 50')			7.000	2S-EPA		
					6.000	4S/SC		
					9.000	4S		
	Minimum 2 Engines Engine Modifications Allowed (Free), Crash Boxes allowed							
	Class	Length As Per UIM Measurement	Inboard Petrol Engines (Total Litres) Forced Induction Penalty 1.4)	Inboard Diesel Engines (Total Litres)	Outboards (Total Litres)		Min Installed Engines	Limitation Minimum Weight (KG per Metre)  Including residual fuel at end of Race
	D	8.23 – 15.3m (27' – 50')	12.5 (T) 8.5 (S)	10.0	6.100	2S-EPA	1	O/B 197kg/M  I/B 262kg/M
	E	7.35 – 15.3m (24' – 50')	6.5	6.5	5.200	2S-EPA	1	O/B 180kg/M  I/B 246kg/M
					3.500	4S/SC		
					5.800	4S		
	F Motor Cruiser	9.15 – 15.3m	27	27	ALL		2	460kg/M
	G Motor Cruiser	7.35 – 15.3m (24' – 50')	13	13	ALL		2	394kg/M
	H1 Classic	6.7 – 15.3m (22' – 50')	18	18			1	No Limitation
	H2 Classic	6.7 – 15.3m (22' – 50')	8.5	13	8.5		1	No Limitation
	SINGLE ENGINES PERMITTED, <b>ADVERTISED 'MAINSTREAM' PRODUCTION PLEASUREBOAT ENGINES ONLY</b> , NO OUTSIDE MODIFICATIONS/OEM TURBOCHARGERS AND SUPERCHARGERS ONLY, SHIFTABLE GEARBOXES, ONLY STANDARD INLET/EXHAUST MANIFOLDS ETC.							
	Motor Cruiser (F) cabin capacity minimum H 1.75 x 1m <sup>2</sup> . Length/Beam ratio < 3.75:1  Motor Cruiser (G) cabin capacity minimum H 1.50 x 0.8m <sup>2</sup> . Length/Beam ratio < 3.75:1  Classic (H1 & H2) Classic class boats must be at least 25 years old from build date. Boats can be conventional or stern drive, surface drive or outboard. 10% more engine capacity than the original installation is accepted.  All competing craft must be capable of exceeding 40 knots, except for Classic class							



	boats. Classic class boats must be capable of exceeding 30 knots.
--	---

#### **M11 DRIVERS' RESPONSIBILITY**

a.	It is the competitor's ultimate responsibility to decide whether or not to start or continue in a race once passed scrutineering.
----	---

#### **M12 SCRUTINEERS' INSPECTIONS**

a)	Scrutineers shall work with the current RYA scrutineering list as a guide and equipment listing. (see end of rule section for scrutineering sheet)
b)	Scrutineering does not constitute a condition survey of the boat.
c)	The scrutineering sheet may not necessarily cover every item that a Scrutineer may wish to check on a particular boat nor does every item necessarily refer to every class of boat. A Scrutineer shall reject a boat if it does not comply with all of the requirements of the organiser, UIM or RYA. The Scrutineer shall refer any non-compliance to the Race Committee. Any decision related to eligibility shall be made in good time before the start of the race.
d)	Any incomplete entry may, at the Scrutineer's discretion, be put back to be re-examined later if time permits.

#### **M13 DRIVERS' BRIEFING, SIGNING IN, ALL CLASSES**

a)	Failure to sign in by the time stated will result in a £100 fine per person.
b)	Non-attendance at this briefing may result in a £500 fine per person, with a re-scheduled briefing being held at the OOD's convenience.

#### **M14 STARTING PROCEDURE**

d)	For Marathon Races see PB1 General rules for start procedure
e)	For Ultra Marathon Races standing or near standing starts will be permitted instead of the procedure defined in general rules. Full details of this Procedure will be included in race instructions and described at drivers briefing.

#### **M15 STOPPING THE RACE**

a)	<p>In case of force majeure or an accident, the race may be stopped by waving red flags.</p> <p>Red flags will be flown from official boats.</p> <p>On seeing red flags shall stop racing immediately.</p> <p>In the event of the race being aborted by the use of the Red Flag procedure the finishing positions will be taken as at the passing of the last recorded turn mark.</p> <p>Any boat deemed to be the cause or a contributory factor in the race being aborted will be disqualified.</p>
----	---

## M16 FINISHING THE RACE

a)	<p><b>Time Limit :</b></p> <p>The time limit applicable for boats finishing a marathon race should be based on an average speed of 25 knots.</p> <p>Race Organisers must stipulate the maximum race time in Race Instructions which may at their discretion be longer than above.</p> <p>The race may be curtailed or stopped at the finish line at any time by waving the briefed curtailment signal. This designates the end of the race.</p>
b)	<p><b>UIM 1200.7</b></p> <p><b>Turn Marks</b></p> <p>All marks, including GPS marks will be laid in the approximate positions referred to in the race instructions. It is the competitor's responsibility to follow the geographical course as described in race instructions and to drive close enough to the course marks to ensure that they have been seen to pass them correctly.</p> <p>Competitors who do not follow the geographical course as described in race instructions will be disqualified from the race or in the event of multi-leg events they will be disqualified from that leg of the race.</p> <p>The Event Race Instructions will specify the colour and shape of the course marks. Should a mark go missing the driver must pass through the approximate geographical position referred to in race instructions.</p> <p>If a boat hits a turn mark – A Yellow Card penalty or other penalties may be applied.</p> <p>If a boat destroys a buoy or cuts the securing line – A Yellow Card may be applied.</p> <p>If a boat damages a buoy a fine will be applied.</p> <p><b>Missed Marks</b></p> <p>Competitors may re-take a missed mark providing that in doing so they do not impede or endanger other competitors.</p> <p>A time penalty for missed mark(s) which is/are not re-taken will be stated in the race Instructions.</p>

## M17 Marathon Racing Specific Penalties (Applicable If Included In Race Instructions)

a)	Smoking in the defined wet or dry pits:	£200 fine.
b)	Fuel transfer outside the designated fuelling areas:	£200 fine.
c)	Launching: persons on boats whilst being lifted or craned:	£200 fine.
d)	Failure in launch/ramp discipline; I. first offence:	warning and/or £100 fine

	l. second offence:	£200 fine
e)	Late or non-attendance of prize winners at the prize giving, without previously tendering apologies to Race Secretary:	£150 fine
f)	Not wearing race overalls at podium presentation:	£150 fine.
g)	Failure to present engine or craft for technical examination:	Disqualification.
h)	Misrepresentation or providing untrue statements:	Disqualification.
i)	Failure to raise and fly retirement flag when able:	£100 fine.
j)	Failure to report Retirement to Race / Safety Control:	£100 fine
These penalties are not exclusive and do not protect the offender from further action by the organisers / RYA. Penalties will be applied by the OOD. Penalties (a) to (j) above may be protested. Protests must be lodged within one hour the penalty being issued.		

#### M18 MANDATORY SAFETY EQUIPMENT FOR MARATHON CLASS APPENDIX 1

	<p><b>All Boats must start and finish and carry throughout the race the following minimum equipment:</b></p> <p>UIM RULE ITEM OF EQUIPMENT</p> <p>508.24 Carbon monoxide sensors and alarms for boat with full or partial canopies  1200.3.5 Certified Lifting strops (for boat fitted with lifting points)  1200.3.7 Manual Bilge Pump  1200.3.8 Foot Pump RIBS only  1200.3.10 Tow Rope and Warps  1200.3.11 Anchor and rope/chain minimum length 50 metres.  1200.3.11 Additionally in Ultra marathon races all boats must carry a sea anchor of suitable size for their particular vessel.  1200.3.14 Fog horn and Torch  704.04 &amp; 715.06 Two 2kg dry powder fire extinguishers suitably mounted close to engines or crew  715.07 Orange retirement Flag 0.60m x 0.40m  1200.4.3 Auxiliary engine (single engine race craft only)  1200.5.2 Inflatable Life raft compliant with rules.  1200.5.3 Flares: 4 x red rocket. 4 x red handheld.  2 x orange smoke. 4 x white collision 1X Mini Flare pack to be carried  1200.5.4 VHF handheld radio  1200.5.5 1 x E.P.I.R.B operating on 406MHz.  1200.5.6 Tracker System as specified or provided by event organiser  1200.5.7 Adequate first aid kit. 1 x foil blanket + thermal protective aids for each crew member.  1200.5.8 Radar Reflector  1200.6.1 Whistle, Knife, Compress  1200.6.6 Emergency Grab Bag: An Emergency Grab must be carried on board at all times to include, fresh water, day and night flares, Thermal Protective Aids , First Aid Kit. Recommended to include : portable VHF Radio, passports, money and credit cards  1200.3.9 Gaurdrails / Handholds  1200.3.12 Liquid Magnate Compass  706 Engine cut-offs for all crew  1200.3.16 Battery isolator switches easily accessible to crew  1200.5.6 Satellite Telephone. For all Ultra Marathon Races an operational satellite telephone must be carried on board at all times.</p> <p><b>Also the following safety equipment must be attached to the Boat.</b></p>
--	--



1	M8 b)	1200.5.2	LIFE RAFT SERIAL NUMBER:				
2	M8 e)	1200.5.5	E.P.I.R.B. ID NUMBER:				
3	M8 f)	1200.5.6	TRACKER				
4	M8 g)		SAT PHONE (Ultra Marathon)				
5	M8 i)	1200.6.6	GRAB BAG (Ultra Marathon)				
6	C	1200.1.3	Measurement Certificate				
7	D3	203.06	Event decals	Fixed & placing			
8	D1	710	Race numbers	Placing & size			
9	D2		Advertising Min 24" from No's	Location, not too close to numbers			
10	M6 f)	1200.3.6	No seat belts/restraints	Not allowed in open boats			
11	M6 d)	1200.3.4	Full canopy	Full 508 compliance			
12	M6 e)		Partial canopy: No Restraints	Compliance & size			
13	M6 e)		Partial Canopy: with Restraints	Extra equipment		S	
14	M6 g)	1200.3.7	Water deflection	Water deflector, kick-boards			
15	M6 h)	1200.3.4	Reverse gear	Check controls			
16	M6 j)	1200.3.5	Lifting equipment	Certified strops, lifting eyes, sling point marks			
17	M6 k)	508	Buoyancy	Recommendation check			
18	M6 l)	1200.3.7	Bilge pumps	Automatic & manual			
19	M6 m)	1200.3.16	Foot pump	RIBs only			
20	M6 n)	1200.3.9	Deck safety	Guard rails &/or hand holds			
21	M6 o)	1200.3.10	Towing	Sampson post/tow eye, fixed rope plus tow ropes & fenders			
22	M6 p)	1200.3.11	Anchoring	Sea anchor, anchor & lines			
23	M6 q)	1200.3.12	Compass + Calibration Electronic navigation	Liquid magnetic compass, GPS, RADAR (add Notes)			
24	M6 q) 2/3	1200.3.12	Charts/back-up Navigation, Almanac	Paper or portable chart plotter + spare batteries + Almanac			
25	M6 r)	1200.3.13	Navigation lights	Correct & working			
26	M6 s)	1200.3.14	Fog horn & Torch	Check			
27	M6 t)	706.01	Engine cut-off	Devices for all crew			
28	M6 u)	1200.3.15	Fuel tanks	Fixings, locations, shut-off			
29	M6 v)	1200.3.16	Batteries	Mountings & isolator switches			
30	D17	1200.3.16	Electrics	Wiring harness etc			
31	M6 w)	704.04	Fire prevention	Extinguishing systems – automatic & manual			
32	D39	715.07	Retirement flag	Check size & colour			
33	D3	711	National flag	Graphic or fabric			
34	M7 c)	1200.4.3	Auxiliary engine	Fixing & method check			
35	M7 d)	1200.4.4	Multi-engines	Tie bar			
36	M7 e)	1200.4.5	Engine mountings	Check			
37	M8 c)	1200.5.3	Flares	RORC pack, full & in date waterproof canister			
38	M8 d)	1200.5.4	VHF Radio Ship's & Operator's Licence	GMDSS fixed 25w & handheld with channel 37 (M) 157.850MHz simplex			

39	M8 g)	1200.5.7	Medical	First aid kit + Thermal Aids			
40	M8 h)	1200.5.8	RADAR Reflector	Check			
41	D42	713	Helmets	Compliance & proof (add sticker)			
42	D34	712	Racing vests	Compliance			
43	D35	714	Clothing	Check adequate protection			
44	M9 a)	1200.6.1	Safety Equip for crew	Whistle, knife, compress			
45	E1		Race Instructions	Full set on board			
Scrutineer (Print Name)					Signature		
<b>Canopied &amp; Restraint Boats</b>							
46	508.03 – 07 inc.	Reinforced Cockpit/Canopy/Visibility					
47	508.08 – 13 inc.	Hatches/Release System/Handles & Markings					
48	508.14 – 15 inc.	Cockpit Openings & Markings					
49	508.16	Air Supply					
50	508.17	Flood Tubes					
51	508.18	Stop Buttons					
52	508.19	Strobe Light					
53	508.20	Read Head Protection & Helmet Clearance					
54	508.21	Restraint System					
55	508.22	Steering Wheel & Cockpit Egress					
56	508.23	Rear View Mirrors					
57	508.24	Fire Extinguisher & Deck Locker					
58	508.24	Carbon-Monoxide Sensor & Alarm					
59	508.26	Cockpit Lighting					
60	508.27	Orange Bow & Crew Number					
61	508.28	Flotation					
<b>Partial Canopy &amp; Restraint Boats</b>							
62	M6E	Partial canopy access					
63	508.16	Air supply (not spare air)					
64	508.18	Stop buttons					
65	508.20	Rear of Head Protection					
66	508.21	Specification 5/6-Strap Harness					
67	M6E	Min clearance between seats & door aperture (40cm)					
68	508.24	Carbon Monoxide Sensors & Alarms					
Scrutineer (Print Name)					Signature		

## N V24 CLASS RULES

### The Rules

These rules should be read in conjunction with the UIM & PB1 Rules, the Advance Programme and any Race Instructions issued by the organising body in relation to the event.

The Organisers shall judge, in accordance with the current rules, all cases not foreseen or Seemingly inaccurately defined. Any driver who infringes any rules will be penalised.

## **N1 GENERAL**

### **N1.1 SPIRIT OF THE RULES UIM 951.2**

The aim is to provide an offshore racing class in which driving skill is more important than the opportunities to take advantage of the latest advances in the use of exotic building materials, the art of boatbuilding and in the art of extracting still more power from highly stressed machinery. Boats are to be alike, no modifications (tuning) are allowed except the few points mentioned below.

The V24 Class is modern, has unique safety features, has a reliable serial produced power unit and is intended to provide good sport with a minimum of maintenance and repairs.

### **N1.2 MEASUREMENT CERTIFICATE UIM 951.3**

V24 Class boats are to have a measurement certificate according to rule 501.

The complete boat, hull, equipment, as well as engine and transmission must during races remain as delivered from the boat builder and as specified in the U.I.M. homologation. Sole modifications allowed are described below.

The measuring procedure consists of checking that the boat and machinery comply with the specifications in the homologation file.

Instructions for how this is done are to be found in the file. It is obligatory for a boat owner to:

- Have the homologation file at hand both before the measuring procedure and at the measuring procedure.
- Lend the homologation file (or a copy of it) to the measurer, at least one week in advance, in order to give the measurer an opportunity to acquaint himself with what he has to check and how to do it.

### **N1.3 U.I.M. V24 CLASS PLAQUE UIM 951.4**

A V24 boat will only be eligible for a measurement certificate provided it has been built by the V24 licence holder or its nominated third party.

### **N1.4 HOMOLOGATION FILE UIM 951.5**

The homologation file is to be distributed by U.I.M. and National Authorities in the same way as other homologation files.

To be valid, a homologation file must have an original U.I.M. or N.A. (not photocopied) stamp on every page.

### **N1.5 CHANGES OF THE HOMOLOGATED SPECIFICATIONS UIM 951.6**

Changes of the homologated specifications must be approved by the V24 Class Working Group and are not allowed until one month after they are published in a U.I.M. bulletin.

Changes in spare parts are allowed since the engine manufacturer has since the start modified some parts during these years, but with no improvement of performance. The driver at races must be able to show that parts changed actually are manufactured OEM parts and will not give a performance gain.

Changes of class rules must be approved by the U.I.M. General Assembly and cannot be .....valid until published in a U.I.M. offshore rule book or in a widely distributed supplement to a rule book. Even so, a rule change is not to be implemented until the calendar year after the year in which it was approved by the U.I.M. General Assembly.

### **N1.6 OWNERSHIP OF BOATS UIM 203.5**

All boats entitled to race must be owned by a physical person, a group of persons or a legal entity. The owner is stated in the measurement certificate.

### **N1.7 ECM BOX UIM 951.9**

Technical inspectors are allowed to switch (by lottery) the engine ECM box between boats.

The V24 race committee reserve the right to switch ECU's and or propellers from any boat it chooses.

## **N2 MODIFICATIONS ALLOWED UIM 952**

- N2.1 UIM 952.1 :** The Volvo 5,7 GXI or Volvo Penta V8 350-C engine may not be modified in any way, including the ECU. It is permitted to change bolts, nuts and washers. The Volvo Penta DPX outdrive must have a 1:1,59 gear ratio in it. No modification is allowed to the out drive including the exterior of the drive. The height of the out drive may not be altered from manufactured.  
Only the following modifications are allowed.
- N2.2 UIM 952.2 :** sparkplugs may be changed for any other.
- N2.3 UIM 952.3 :** The propellers may not be hidden from competitors at the race venue when fitted to the out drive. The propellers to be only Volvo Penta E2 duo props, these may be modified. The Volvo Penta E2 markings must be clearly visible on each propeller.
- N2.4 UIM 952.4 :** It is allowed to fit flat anchor plates for bolting the dash to the deck and the fitting of aerials are allowed.
- N2.5 UIM 952.5 :** Internal cockpit arrangements are free as long as both crew members have free and unobstructed exit to both doors. No sharp edges or protrusions are allowed anywhere.  
Cockpit seats, steering wheel, instruments, choice of power trim button, placement of dashboard, throttle and footrests are free. Cockpit seats as per U.I.M. rule 508.20.
- N2.6 UIM 952.6 :** On-board cameras are free as long as they do not interfere with visibility.
- N2.7 UIM 952.7 :** An air-conditioning system may be fitted.
- N2.8 UIM 952.8 :** The replacement of bolts, nuts, or the addition of lock nuts, drilling and wiring, split pinning or keying is allowed, the screws and pins do not need to be OEM parts, as long as no performance gained is achieved.
- N2.9 UIM 952.9 :** It is allowed to fit water drain off's from the engine exhaust manifolds - no performance gained - only available from the V24 builder.
- N2.10 UIM 952.10 :** It is allowed to fit a water pickup to spray water onto the top of gear case only - no performance gain - only available from the V24 builder.
- N2.11 UIM 952.11 :** It is allowed to fit hard engine mountings - no performance gain - only available from the V24 builder.



- N2.12 UIM 952.12 :** It is allowed to add rubber hose to the end of the exhausts.
- N2.13 UIM 952.13 :** It is allowed to fit exhaust couplings - only available from the V24 builder. No performance gain.
- N2.14 UIM 952.14 :** Any engine lubricant or drive lubricant may be used.
- N2.15 UIM 952.15 :** Boats running “silent exhausts” are allowed to compete in all V24 events, provided all other specifications are met.
- N2.16 UIM 952.16 :** It is allowed with the engine compartment to fit an oil cooler of any kind, necessary adapter and oil filter re-locator, as long as no performance gained.
- N2.17 UIM 952.17** It is allowed to add a support / brace to the exhaust to help them take up shocks from running in rough conditions.
- N2.18 UIM 952.18** It is allowed to mount the detachable nose and wing tips permanently on to the boat.
- N2.19 UIM 952.19** Placement of bilge pumps, batteries, power trim pumps & fuel filter is free within the engine compartment.

### **N3 FUEL UIM 953**

- N3.1 UIM 953.1** Fuel regulations according to U.I.M. rule 504.
- N3.2 UIM 953.2** Fuel may be supplied by a competition or event sponsor. It is a requirement that all boats use the fuel supplied. Testing should take place and boats found not to be using the supplied fuel will be disqualified.

### **N4 IDENTIFICATION UIM 954**

- N4.1 UIM 954.1** Class identification letter is V. Number is same as the U.I.M. V24 Class plaque number. However, if the race organiser thinks it is necessary, he has the right to order a number to be changed. Size and positions of the race number according to U.I.M. rule 710. The boat must be built in accordance with the design specification and boat homologation.

The window shall be made of polycarbonate, min 10mm thick.

### **N5 SAFETY UIM 955**

- N5.1 UIM 955.1** The U.I.M. V24 Class boat is an approved one-design class, consequently rules 508 to 508.07 do not apply.  
Boats must always comply with the homologation sheet.  
Each boat will be weighed at the end of each race. Every boat must not weigh less than 1490kg including the crew, boat, safety gear and balance of fuel, but not water ballast and excluding stroops. The teams needing to add weight must either permanently fix it under the seats in the cockpit, or under the cockpit liner or must carry extra fuel.
- N5.2 UIM 955.2** All V24 class boats must have the detachable nose painted red/orange with the number 2 on each side of the lower running surface. The number must be written in white and be at least 0.07 m high.

- N5.3 UIM 955.3** Canopy hatch handle and release mechanism must be painted fluorescent orange to identify them, both inside and outside the cockpit. The text “ \_ OTHER SIDE \_”, written in red must be clearly visible on both doors from the outside.
- N5.4 ENGINE CUT-OUT UIM 955.4**  
The engine cut-out must work on engine circuits only as a complement to the ignition key switch. It must be possible to operate in the switch from the outside.  
The text “\_Engine Cut-Off\_” written in red must be clearly visible from the outside.
- N5.5 RESTRAINT SYSTEM UIM 955.5** The restraint system shall be according to U.I.M. rules 508.21 to 508.22. Attachment points shall be as shown in the homologation specification.
- N5.6 REAR VIEW MIRRORS UIM 955.6**  
All V24 Class boats must have two rear view mirrors fitted. Mirrors must have a minimum area of 60 cm These may be of any design.
- N5.7 RACING VESTS, HELMETS AND AIR SUPPLY UIM 955.7**  
Racing Vests, helmets and air supply shall be according to U.I.M. rules 205.06, 205.07 and 508.16.
- N5.8 UIM 955.8** Flares (excluding personal flares), anchor and warps must all be carried in the safety box in the bow.
- N6 EQUIPMENT UIM 956**
- N6.1 UIM 956.1** Safety equipment according to U.I.M. rules 715.01 through to 715.15.
- N6.2 UIM 956.2** For UIM V24 Class boats, it is permitted to use electronic positioning fixing systems. It is forbidden to interface any of this equipment to the steering system.
- N7 UIM 957 - CREW**
- N7.1 UIM 957.1** The minimum age of the Driver is 18 years old. The minimum age of the navigator is 17 years old. Number of crew members is 2.
- N7.2 ENGINE SEALS UIM 958**  
The Volvo 5,7 GXI engines are factory sealed. A broken or missing seal may render in the engine to post race inspection. If a seal is broken in connection with an engine repair, the ..engine must be checked against the rule requirements by a National Association Technical ..Scrutineer or the appointed V24 Technical Scrutineer when the engine is re-assembled and Re-sealed by him. The kind of seal used must be noted in the measurement certificate.
- N8 CONTINENTAL/EUROPEAN CHAMPIONSHIPS UIM 800**  
The European Championship will consist of two heats at one venue unless Cominoff has agreed to a series.  
The U.I.M. published calendar announces the dates and venues.  
The 70% rule does not apply to this class for European Championships. The Championship points system will include all boats that cross over the start line.  
Boats that do not finish a heat will be awarded points in relation to their position at the end of the race, excluding disqualified boats.  
The point system for each race will be 400 points for 1st place, reducing by 15 % for each subsequent position, rounded down to the nearest whole number.  
Boats disqualified receive no points.

A U.I.M. Commissioner will be appointed to each Championship heat.

V 24 boats must be positioned together in the pits area.

Smart team clothing must be worn to drivers briefing.

Race suits must be worn to the podium presentation for podium teams.

V24 Championship sponsors must be displayed on all boats. This may be on top of the canopy.

## N9 RYA 2017 V24 SCRUTINEERING CHECK LIST

SCRUTINEER: \_\_\_\_\_ EVENT: \_\_\_\_\_ DATE: \_\_\_\_\_

No.		Class	Heats:			Comments
	Rule No	ITEM:	1	2	3	
1	E1	EVENT RACE INSTRUCTIONS				
2	UIM 951.5 & H3	HOMOLOGATION SHEET				
3	UIM 715.09 & D39	CHARTS				
4	UIM 951.3 & C	MEASUREMENT CERTIFICATE				
5	UIM 951.4	UIM V-24 PLAQUE				
6	UIM 710 & D1	RACE NUMBERS				
7	D2	ADVERTISING				
8	D3	RYA DECAL/NATIONAL FLAG – 45 X 30 CM				
9	D11/D6	WINDSCREEN / SHARP EDGES				
10	D4	SAMPSON POST / TOWING EYE / LINES				
11	D1	TRAILER NUMBER / JOCKEY WHEEL				
12	D10	DECK, ACCESS & HAND HOLDS/ LIFELINES				
13	E6	SLING POINTS/ LIFTING EYES/ STROP+ IDENT				
14	UIM 508.28 & D31	BUOYANCY				
15	UIM 503.02	STEERING GEAR				
16	D7	CONTROLS & CABLES				
17	UIM 715.08 & D40	COMPASS(ES)				
18	UIM 955.4	ENGINE CUT-OUT				
19	D17	ELECTRICAL HARNESS & WIRING				
20	UIM 508.03	BULKHEAD / WATER DEFLECTORS				
21	UIM 508.24	FIRE EXTINGUISHER/S				
22	UIM 508.24	EXTINGUISHER SYSTEM				
23	UIM 956.2	GPS NOT LINKED TO STEERING				
24	UIM 715.03	FUEL TANKS, LINES & EARTHING, CUT- OFF				
25	D17	BATTERY INSTALLATION / ISOLATER SWITCH				
26	D32 & D33	VHF/RADIO				
27	D15	REVERSE GEAR				
28	UIM 715.04	BILGE PUMP SYSTEM				
29	UIM 715.05	ANCHOR & ANCHOR LINE				
30	D5	PAINTER / TOWING LINE				
31	UIM 715.07 & D38	ORANGE FLAG				
32	UIM 715.10 & D37	FLARES FOR BOAT				
33	UIM 715.13	DIVING MASK				
34	UIM 952.3	PROPELLER				
35	UIM 952.11	ENGINE MOUNTINGS				
36	UIM 508.25 & D34	LIFEJACKETS + correct fitment				
37	D42 & UIM713	HELMETS + correct fitment ( Intercom)				

38	UIM 714 & D35	PROTECTIVE CLOTHING				
39	UIM 715.11 & D36	COMPRESS, WHISTLE, KNIFE				
40	UIM 508.03 & 703.9.5	CANOPY / WATER DEFLECTION				
41	UIM 508.19	STROBE LIGHT				
42	UIM 508.27	ORANGE BOW / NUMBER OF CREW				
43	UIM 508.15	CANOPY OPENING, SIZE & BANDING				
44	UIM 508.11	DIVERS' GRAB HANDLES				
45	UIM 715.12	SEAT BELT CUTTER				
46	UIM 508.18	STOP BUTTON / FUEL SWITCHES				
47	UIM 508.20	REAR OF HEAD PROTECTION + CLEARANCE				
48	UIM 508.21 / 508.22	RESTRAINT BELTS / FIXING & SEATS				
49	UIM 955.6/ 508.23	VISIBILITY / MIRRORS / CLEANING				
50	UIM 508.16	AIR SUPPLY				
51	UIM 508.12	CANOPY RELEASE & IDENTIFICATION				
52	UIM 508.26	WATER ACTIVATED LIGHTS				
53	UIM 508.24	CARBON MONOXIDE ALARM				
Scrutineer (Print Name)			Signature			

**O UIM Z150 CLASS (DESIGNATED AS EXPERIMENTAL CLASS IN 2017)**

*Z150 is a class for monohulls with up to 150 horse power EPA Compliant outboards. Craft are intended to compete in open water.*

**O1 750.1 BOAT**

*The hull and deck must conform to rules 502.03 & 703 (see diagram)*

*Stepped hulls are not permitted.*

*Cross-step 'aeration step' with a maximum width of 80cm is permitted.*

*Winged boats are not permitted.*

**O2 750.1.2 MINIMUM / MAXIMUM LENGTH, MAXIMUM WIDTH AND MINIMUM WEIGHT**

*The cube length to be measured to conform to rule 730.1 (Class 3)*

*Length – 2.35m*

*Width – 1.20m*

*Height – 0.46m*

**O3 BOAT LENGTH (SEE DIAGRAM – MEASURED THE SAME AS 3A)**

*Minimum Length – 5.90 m*

*Maximum Length – 7.32m*

***Width***

*Maximum Width – 2.10m*

***Weight***

*Minimum weight applies to include crew and equipment. 840kg*

**O4 750.1.3 BUOYANCY**

*270L (as per rule 730.1)*

**O5 750.2 COCKPIT**

*The cockpit must conform to rules 508.29 and 703.9*

**O6 750.3 ENGINE**

*Approved EPA engines only*

**O6.1** Engines will be mass produced STANDARD EPA outboards with manufacturers given propeller shaft power up to 150hp. Engines must be in pristine condition (standard) and cannot be filed or blue printed.

**O6.2** Identification of the engine model is based on the manufacturer's serial number labelling according to the manufacturers service instructions.  
*The engine model and standard specification should be substantiated with appropriate action (excerpt from the workshop manual)*

**O6.3** Bespoke engines for high altitude and high performance engines are not permitted.  
*Shaft length must be at least 20" in accordance with the manufacturer's brochure for the standard engine.*

- O6.4** Permitted changes – rules 735.01 – 735.05 & 735.08 – 735.11
- O6.5** Not permitted – rules 735.06, 735.07 & 735.12
- O6.6** Nose cones gearboxes are permitted in accordance with rule 735.09
- O6.7** If an engine fails, it is permitted to affect a repair but not to enhance the engines performance. If the engine has *failed, it must be inspected so that the repairs maybe authorized and documented.*
- O6.8** Oversized pistons are allowed as a repair to documented breakdowns and they shall be assembled in accordance *with the manufacturer's service instructions and with original spare parts from the engine manufacturer.*
- O6.9** No more than 50% of the cylinders may be drilled to oversize.  
*When checking the ECU / PCM should have the original manufacturers ID according to the manufacturers engine model.*
- O6.10** The history of the engine MUST not be erased. If the engines history is to be changed to affect a repair. The *engine must be inspected before and after such a change is made.*
- O6.11** The engine MUST conform to rule 502.04.04 – Failure to do so will result in disqualification.
- O7 750.3.1 ENGINE HEIGHT**  
*The height of the engine is limited to the centre of the propeller shaft which must be 25mm below the bottom of the running surface. When measuring the propeller shaft should be parallel with the ground. (If the base is not straight use two measuring points at the end of the running surface and a 600mm into the running surface as reference)*
- It is not permitted to alter the height of the engine during a race, therefore electro-hydraulic and manual lifters must be locked with bolts so they cannot be adjusted.*
- O8 750.4 EQUIPMENT**  
*Equipment will be carried in accordance with rule 710 – Lifejackets & rule 713 – Helmets.*
- All equipment to conform to rule 712 through to rule 715*
- O9 750.5 NUMBERS**  
*As per rule 710*
- O10 750.6 NATIONAL FLAG**  
*As per rule 711*

## **P UIM & RYA CLASS: P750 – THUNDERCAT RACING**

Abbreviations and dossier of terms:

**UIM** – Union Internationale Motonautique; World Governing body of powerboat racing

**Pre Scrutineering** – At the beginning of the event

**Safety Scrutineering** – Carried out when required or between each discipline

**Post Scrutineering** – At the final heat of the discipline

**Final Inspection** – Inspected and measured to ensure legality

**Driver** – The person in control of the engine, steering, throttle and gears.

**Co-Driver** – The second person in the boat.

**O.O.D** – Officer of the day

RYA PB1 & PB2 RULES: [www.rya.org.uk/programmes/powerboatracing](http://www.rya.org.uk/programmes/powerboatracing) then select 'racing rules'

UIM RULES: [www.uimpowerboating.com](http://www.uimpowerboating.com), click to RULES - then CIRCUIT – P750

RYA rules apply

Thundercat Series Rules can be found at: [www.thundercatracing.co.uk](http://www.thundercatracing.co.uk) or for further information :

### **P1 RYA P750**

**P1.1** RYA British National Championship titles will be awarded in the Pro-Stock Class to :

**Driver**

**Co-Driver**

**Team**

### **P1.2 O.O.D (Officer of the Day)**

The RYA will approve the O.O.D for all RYA titled events. Main Officials should have experience in P750 Racing where possible. (Rescue Officer, Timing and Technical etc.)

### **P1.3 PRIZE PRESENTATION**

Prize presentation at UIM & RYA titled events must be attended by all participants. Only the O.O.D can sanction a non-attendance.

### **P1.4 MINIMUM BOATS NUMBERS AND NATIONAL AUTHORITIES**

A minimum of three boats will constitute a valid class.

### **P1.5 LICENCE DETAILS**

All Pilots and Co-Pilots must hold a current national race licence for P750 Class issued by their own National Authority or an international licence if it's required. Note: Competitors taking prescribed medication must complete the UIM 'Therapeutic Use Exemptions TUE' Form. For further information go to the UIM website – Anti Doping or contact your National Authority.

### **P1.6 FINAL INSPECTION**

The organisers should ensure that at least the winning boat and engine are inspected and measured to ensure legality. It is optional to inspect or measure other boats in second and third place or any other boat. UIM Rules 321.05 & RYA Rules will apply.



## **P2 560 - P750 GENERAL CLASS RULES**

### **P2.1 560.07 - TEAMS**

Team = the designated Driver and a Co-Driver can contest these championships. In the event of a Co-Driver being injured a replacement of the Co-Driver only is permitted in all disciplines if:

A doctor/Paramedic's certificate is produced stating that the injury of the Co-Driver. The O.O.D is satisfied with the doctor/paramedic's report.

The replacement co-driver has the complete current paperwork including a current international licence.

No Co-Driver can be changed during a heat, race or leg.

The Driver is the person in control of the engine, steering, throttle and gears The Co-Driver is the second person in the boat who is not the Driver

### **P2.2 560.08 - MINIMUM AGE**

Age refers at the date of the event.

TEAM	STOCK (S)	PRO STOCK (Pro)	MODIFIED (M)
Min Age of Driver	16	17	18
Min Age of Co-Driver	16	16	16

### **P2.3 560.09 - BEHAVIOUR**

No abuse of officials will be tolerated. Any Driver, co-Driver or team members found guilty by admission, or by the jury, will result in the Driver/co-Driver being disqualified from the heat or discipline or total event. Only the O.O.D. or the UIM Commissioner can take this action. After a finding of gross infringement of the rules or a gross breach of good manners or sportsmanship, not covered by the above rule, the O.O.D. and/or the Race Jury may exclude a competitor from a heat/discipline or the whole event.

### **560.10 - PROTESTS**

All protests, jury formation, sanctions, appeals are to be as the Rules Group 400 (as with all other UIM classes). A Team / Driver can only protest another Team / Driver if they are in the same **heat**.

### **560.11 - PROTEST FEE**

The protest fee must be announced in the advance programme. Protest fee: maximum of 80 Euros or equivalent in host's currency.

### **560.12 - ALCOHOL/DRUGS**

Alcohol or drug abuse will result in a total ban from the event (see rule 205.02.02 / 03). Note: Competitors taking prescribed medication must complete the UIM 'Therapeutic Use Exemptions TUE' Form. For further information go to the UIM website – Anti Doping or contact your National Authority.

### **560.13 - INSURANCES**

All Drivers and Co-Drivers must abide by any mandatory medical and insurances carefully set out in the advance programme. Any costs charged by the organisers for supplying the same, must also be stipulated in the advance programme Max 90 Euros or equivalent in host's currency.

### **560.14 - PENALTIES/YELLOW/RED CARDS/BLUE CARDS**

**Rules 406 – Penalties will apply, although P750 Class penalties will supersede general rules.**

**Yellow/Red/Blue cards: see rules 406.05 these rules will be strictly enforced.**

### **560.15 - DRIVERS BRIEFING**

Any Driver/Co-Driver failing to attend any drivers briefing without prior consent from the O.O.D will be disqualified at the discretion of the O.O.D

## 560.16 - SAFETY EQUIPMENT

**HELMETS:** All racing helmets must be open faced or full faced motorbike helmets given to protect the skull base and cover the ears. At least 50% (area) of the helmet must be of fluorescent orange, red, yellow or international orange colour. The helmet colours must be bright enough to be clearly visible in the water. The wearer is entirely responsible for the efficiency of his helmet. The organisers are recommended to repeat this important rule in their advance programme and their race instructions. As per rule 205.07

**LIFEJACKETS:** The efficiency of the lifejacket is the sole responsibility of the wearer who must be assured that it conforms to the UIM rules and carries indelible confirmation of this. Buoyancy: A lifejacket must have a minimum of 7.5 kg solid buoyancy for a person weighing up to 60 kgs and 9 kgs of buoyancy for those over 60 kg. As per rule 205.06.

**If the lifejacket does not have a built in back support then a back support must be worn underneath.**

**CARRIED SAFETY EQUIPMENT:** Safety equipment as specified in each discipline must be carried at all times. Failure to do so will involve penalties as described in the relevant discipline. The boat number must be marked on all safety equipment.

**EYE PROTECTION:** Eye protection is mandatory in the Circuit and Surf discipline and advised for Longhails. This protection can be goggles or helmet visor.

**CLOTHING:** All limbs must be covered at all times *including feet*. Gloves optional.

## P3 561 - CLASSES/HULLS

*561 Reference rule 501 Measurement Certificate of the general rules – Measurement certificates are not required for P750.*

### 561.00 - DISCIPLINES

M Shape (Surf); Circuit and Longhaul

### 561.01 - HULLS LENGTHS AND WEIGHTS

#### 561 - HULLS

Number Rule:		STOCK (S):	PRO STOCK (PRO):	MODIFIED (M):
.011	Engine Capacity	Up to 750cc	Up to 750cc	Up to 750cc
.012	Minimum hull length	3.8m	3.8m	3.8m
.013	Minimum hull width	1.7m	1.7m	1.7m
.014	Minimum hull weight	165kg	165kg	160kg
.015	Minimum overall weight	325kg	325kg	320kg

*Minimum hull / engine weight .014 – The above mentioned weight is the minimum weight of a complete rig, weighed directly after the race without crew and their personal equipment or residual water, without fuel tanks. The Driver & Co-Driver must still meet the minimum overall weight.*

*Minimum overall weight .015 – includes .014 plus Driver & Co-Driver with their personal safety equipment on that they have just raced in – life jacket, helmet, wetsuit or dry suit.*

*To reach the minimum overall weight, ballast can be added. This must be securely placed and has to be of solid material and not liquid material.*

### 561.02 - HULL DESIGN

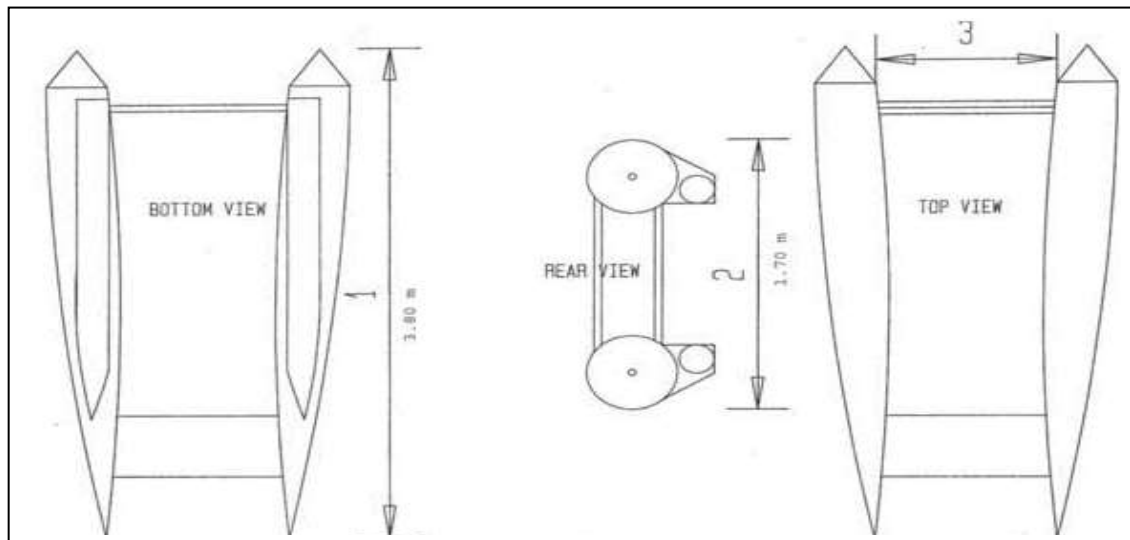
All boats must be of a tunnel hull design and conform to the original manufacturer's catalogue. *The floorboards can be supplied by an alternative manufacture but must conform to rule 561.04.* All boats must be fitted with a serial number

plate issued by the manufacturer on either the nose cone or preferably the transom, showing the Model, Make, Date of Manufacture and if possible the maximum allowed horsepower of any relevant engine. A minimum number of 2 boats must have been made, advertised for sale and are commercially available before the model can be accepted to race. ***As long as the boats fit to the Class hull requirements, no measurement certificate is required as they are inflatable boats.*** All boats must conform to the following measurements:

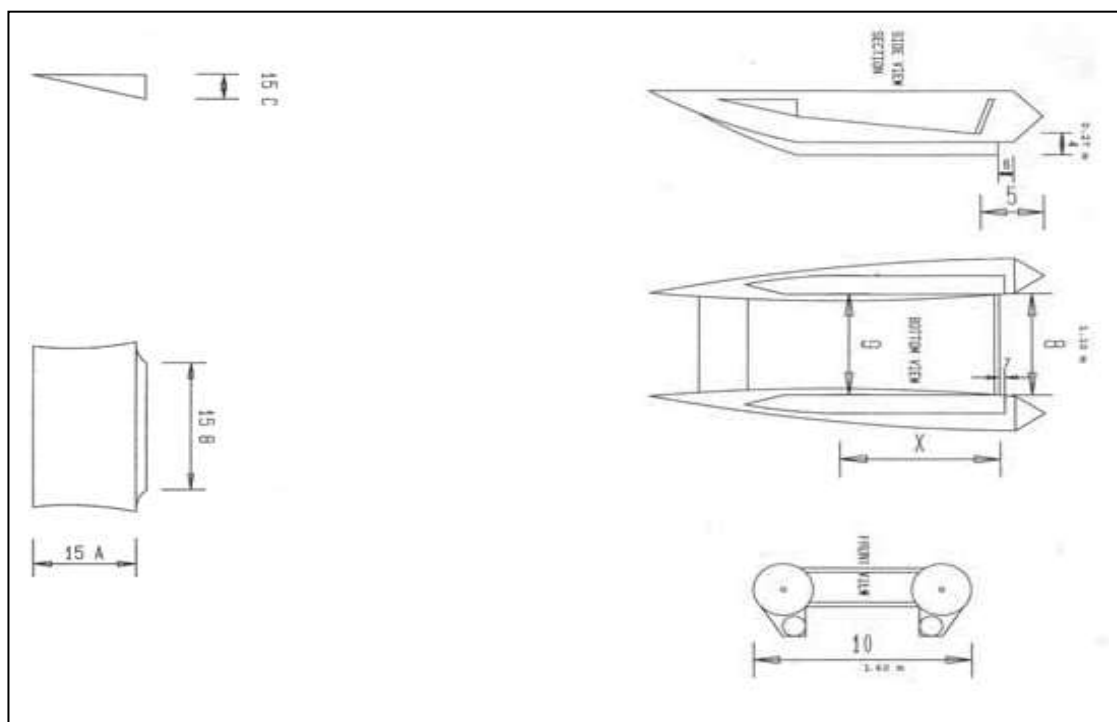
#### SKETCHES:

Measurements Number 4: minimum of 0.26m. Rear Transom to ground: Between Hi-jackers at rear measured at nearest points: Number 8: Minimum of 1.05m. Overall width front transom (measurement taken at back of nose cone). Other measurements to be added by agreement

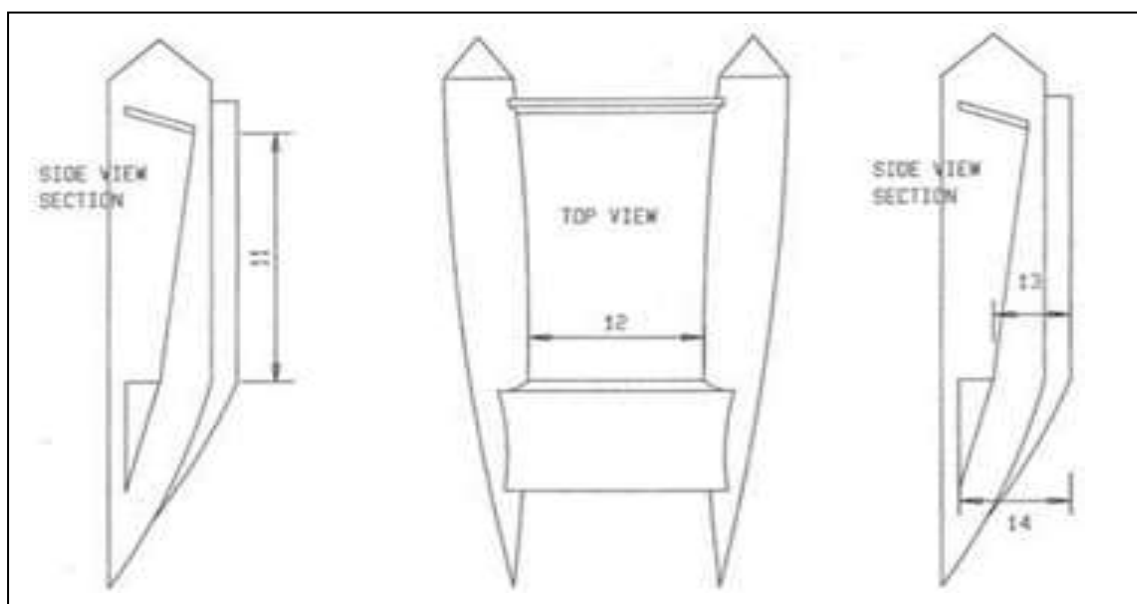
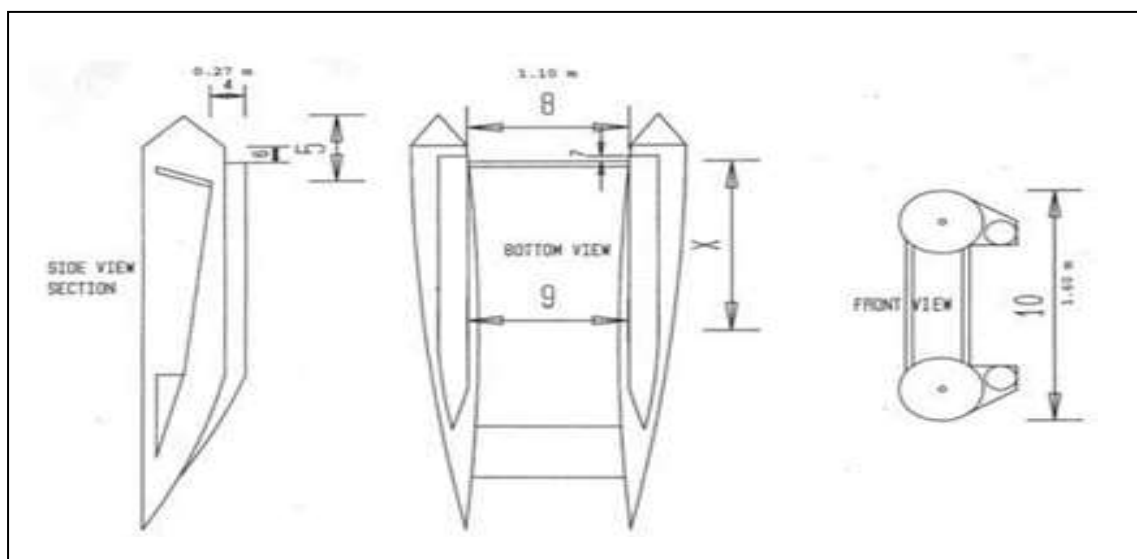
**HULL DIAGRAM A:**



**HULL DIAGRAM B:**



## HULL DIAGRAM C x 2



### 561.03 - INFLATION OF HULLS

They can only be inflated with atmospheric air and must have 3 independent compartments, except for pencil type boats where each pontoon must have 2 independent compartments. The boat must be able to float even if one compartment is not functioning.

### 561.04 - DEFINITION OF HULLS

All boats should be able to deflate, to collapse, foldable or to be able to be rolled up, so that no dismantled part has a length greater than 1/3 of the full length of the inflated boat including floorboards. No aerodynamic appendages are allowed

#### 561.05 - MODIFICATION ABOVE THE WATERLINE

Certain modifications above the waterline are allowed, these modifications will refer to foot straps, handles, loop patches only and not modifications that interfere with the original dimensions of the boat. A waterline is defined as the line taken when the boat is ready to race but without the Driver/Co-Driver. The waterline will be below the bottom of the transom if a multi-hull type. No part of the hull can be used for water ballast.

#### 561.06 - SPLASH PLATE

A splash plate may be fitted to the back of the transom as long as it complies with Rule 561.05 plus the following dimensions: If this plate runs the full length of the transom, i.e. From pontoon to pontoon, then the width of this plate is restricted to 100 mm. If the width of this plate exceeds 100 mm then its length is restricted to 150 mm across the back of the transom, but may protrude as far back as the engine as required.

#### 561.07 - MODIFICATION BELOW THE WATERLINE

Modifications below the waterline: Planing batons and strakes may be attached to the planing surface of the hijackers. Construction spray strakes are permitted anywhere on the outside of the hijacker cover.

#### 561.08-WINDOWS

Boat numbers can be painted or enclosed in two transparent covers, meeting the correct size and clearly visible. Rule: 561.09

#### 561.09 - RACE NUMBERS

Must be at the bow of the boat a minimum of 18 cm x 3cm with a 2 cm square border round the boat number and on the engine cover must be 18 cm x 3 cm with a 2 cm border around the number. Their colour must be black letters on a white background. If the boat is white, then there must be a black boarder around the white square background.

#### 561.10 - RIGHTING ROPES & BOWLINE

All boats must be fitted with two designated righting ropes/webbing. These ropes/webbing must not share common use. They must be at least 10 mm thick [rope] and the webbing minimum 25 mm wide. All boats must be fitted with a 4 meter length of similar material as a designated bowline, spliced or stitched eye at the end. The bowline must be fixed to the nose cone in a pouch glued/fixed to the nosecone. Bowline must not be tied up in other ropes of the boat and must be easily accessible to be able to hook into the towing point on the bottom side of the nose cone. Towing points must be in the middle of the nosecones. Any towing point must be capable of pulling 300 kg.

#### 561.11 - SPONSORS

The GRP bow of boat must be available for event sponsor's decals; failure will result in not passing scrutineering – requirements must be stated in Advance race instructions and stickers supplied by organisers. Cowling stickers may be supplied by the event organisers but must supply with the correct boat number registered and agreed when entering championship.

### P4 562 - MACHINERY

MACHINERY				
No.	RULE	STOCK (S):	PRO STOCK (PRO):	MODIFIED (M):
1	Engines must be homologated using the UIM specifications. The only outboard engines allowed in these classes are:	1. Tohatsu 50 D2 2. Yamaha 50H per original UIM homologation	1. Tohatsu 50 D2 2. Yamaha 50H per original UIM homologation	1. Tohatsu 50 D2 2. Yamaha 50H Both modified according to the rules.
2	No other engine will be permitted until the UIM (Cominsport Group) homologate a "low emission" compatible engine for P750 style racing. Introduced min. 3 years after homologation.	YES	YES	YES
3	Low idle – engines must be capable of functioning at low speeds	YES	YES	YES
4	Water Pick-up – external water pick-ups wherever/however attached.	Are forbidden	Are forbidden	Free.

MACHINERY				
NO.	RULE	STOCK (S):	PRO STOCK (PRO):	MODIFIED (M):
.5	Control Handle (Gear) – An efficient control handle giving forward, neutral and backward movement is mandatory. The control handle for a functioning reverse gear must be within easy reach of the driver.	YES	YES	YES
.6	<b>KILL SWITCHES:</b> The manual starter must ensure a quick and easy start with no external aids. The engine must be fitted with a "kill switch", operated with a lanyard no longer than 1.3 meters. The lanyard must be strong and very firmly fixed to the Driver. A second "kill switch" lanyard must be firmly attached to the Co-Driver at all times. Lanyard failure / kill switch failure Will result in disqualification from the relevant race/heat or long-haul discipline. Refer to Rule: 563.29	YES	YES	YES

## 562.07 - IRREPAIRABLE DAMAGE/DAMAGED HULL/ENGINE/LOWER UNIT

If a boat, engine, or any part thereof becomes irreparable through a racing incident on the water during a discipline, then: The hull may be replaced. The engine may be replaced. The engine can be re-built. The underwater unit may be replaced. All subject to official inspection and official authorization before any attempt is made on replacement or repairs.

The hull, engine or any part thereof that is damaged beyond repair cannot be replaced during the actual heat being raced Exceptions: An irreparable hull can only be replaced by another if the OOD decides another competitor was responsible for the damage caused only during a race or training on the water. Any damaged part of the engine can be replaced with similar except the cylinder block. Underwater units that are damaged beyond repair can be changed provided they have the same gear ratio and from a similar homologated engine.

All changes must be sanctioned and supervised by the Scrutineer or an appointed official. All damaged parts including hulls must be kept in a secure place for any official inspection or pending possible protests. Any equipment subsequently found to be repairable will result in the driver being eliminated from the complete event. All costs pertaining to the stripping of additional equipment will be the responsibility of the competitor in question. A fee, as specified in the advance programme, must be paid to cover the inspection of any protested engines or equipment. These charges should be reasonable. When different disciplines are held on different days and no fully secure compound is available either overnight or days then all boats must be re-scrutineered before racing re-commences. Failures will result in the loss of all previously gained points.

## 562.08 - GEARBOX

Gearbox must not be interfered with or modified in Stock and Pro Stock Classes. Any normal wear and tear on the fin/skeg shall be limited to 5mm and must be seen to be racing wear and tear; all fins/skegs will be measured and must comply at Pre Scrutineering of each discipline. If illegal the team will be disqualified if unable to change prior to that heat or Longhaul discipline. A stainless steel cover, with the same characteristics as an original gearbox, can be used to protect the leading edges.

## P5 563 - MODIFICATIONS

MODIFICATIONS				
NO.	RULE	STOCK (S):	PRO STOCK (PRO):	MODIFIED (M):
.1	Replacement:	The replacement of nuts or the addition of lock nuts, drilling and wiring, split-pinning or keying is allowed provided the screw and pins are similar.	As per Stock Class	As per Stock Class
.2	Gear interlock	The gear interlock device on the starter may be removed.	As per Stock Class	As per Stock Class
.3	Steering:	The steering bar and brackets may be re-enforced and additional steering bar may be mounted. The steering bars must be able to tilt independently from the motor. Strengthening of transom bracket and lower leg are permitted.	As per Stock Class	As per Stock Class
.4	Engine locking	Engine locking brackets may be removed.	As per Stock Class	As per Stock Class

MODIFICATIONS				
No.	RULE	STOCK (S):	PRO STOCK (PRO):	MODIFIED (M):
.5	Engine cowling	The engine cowling may be secured by means other than or in addition to the standard means.	As per Stock Class	May be altered to increase air flow and secured by means other than or in addition to the standard means.
.6	Telltale	Telltale cooling pipe may be replaced with another pipe or other characteristics.	As per Stock Class	Free
.7	Splash plate	A splash plate may be fixed to the trunk of the motor as long as it is not rigid and that it is fitted above the cavitation plate.	As per Stock Class	As per Stock Class
.8	Crankshaft	The crankshaft may be welded or pinned as long as the dimensions of the crank after welding do not exceed the original manufactures dimensions and weight for crankshaft. Holes maybe drilled in the crankshaft to reduce weight. It is not allowed to reduce the diameter of the crankshaft.	As per Stock Class	As per Stock Class
.9	Propellers:	The original propeller maybe replaced by any other three blade propeller; provided that it has a through the hub exhaust. The locking nut, spacer, adaptor, split pin, thrushwasher/ washers are free for the securing of the propeller; Re-bushing and keying of propellers are allowed. No holes or ventilation slots of any nature whatsoever are allowed in the hub or blade. No spacing out of propeller to allow venting. Propeller must enter gearbox housing by a minimum of 1mm. Transgression of this rule will lead to disqualification.	As per Stock Class	Free
.10	Re-boring	Re-boring is allowed as per UIM homologation specifications. Parts must be as supplied by the original manufacturer. No aftermarket parts can be fitted. Oversize pistons can be fitted providing the total cc's does not exceed 750cc.	As per Stock Class	Allowed up to a max of 750cc
.11	Ports	When ports in cylinders are adjusted to the dimensions specified in the homologation sheet, material may only be removed in the specified opening to a depth of 10mm not including liner, to match the shape of the original adjacent connecting passage(channel) outside the adjusted port opening. Should the modified port window be smaller than the track, the track may not be tampered with.	As Stock Class	Free
.12	Parts	No part of the engine can be changed with another manufacture's or pirate part, except for the tiller arm. Tiller arm bracket, gear change lever.	As per Stock Class	Parts may be changed with another manufacture.
.13	Air box	Maximum of 1 x 6 mm hole may be drilled in the lowest part of the air box to allow water to drain from it.	As per Stock Class	Free
.14	Spark plugs	Original complete spark plugs and HT leads may be replaced.	As per Stock Class	As per stock Class
.15	Auto lube & engine mounts	All auto lube and any relevant parts may be removed. Engine mountings may be replaced with rigid or rubber mounts with similar characteristics.	As per Stock Class	As per stock Class
.16	Throttle lever	Springs may be added to the throttle lever of the carburetors. Tohatsu D1 Throttle cam can be used on the Tohatsu D2 Engine.	As per Stock Class	Free
.17	Emulsion tubes	Emulsion tubes are to be standard "off the shelf" items and have the same pre-requisites as the jets. No modifications are allowed to these parts.	As per Stock Class	Free
.18	Baffle plate	As homologated, no baffles.	Previous standard	Free
.19	Steering	It's allowed to change bearings with similar characteristics. Steering dampers may be fitted. Steering by a tiller arm is required.	As per Stock Class	As per Stock Class
.20	Reeds	Standard reeds only assupplied by the manufacturer for the specific model of engine.	Reeds only are free. The stoppers must not be removed.	Free
.21	Machining:	Skimming, grinding or machining is allowed as long as it meets the UIM homologation measurements.	As per Stock Class	Free
.22	Starters:	Electric starters are not allowed.	As per Stock Class	As per Stock Class

MODIFICATIONS				
No.	RULE	STOCK (S):	PRO STOCK (PRO):	MODIFIED (M):
.23	Thermostats:	Thermostats of the cooling circuit may not be removed.	As per Stock Class	Free
.24	Revolution limiters:	Rev Limiters, heat sensors and lighting coils must not be removed. Rev limiter wire connections must be continuous and must be soldered to achieve this. Anything that might restrict the rev limiter in its proper function will be classed as an infringement of this rule. Ignorance of the above will not be accepted as a defense and the competitor will be disqualified.	Can be removed	Can be removed.
.25	Jets:	Jets have to be to the UIM homologation specification.	Free	Free
.26	Weight of part:	A part, the weight of which is quoted in the homologation sheet, may be machined for the specific purpose of reaching the quoted weight only. It is not allowed to change the flywheel, but balance machining is allowed if the dimensions and weights are still correct.	As per Stock Class	No restriction on weights quoted.
.27	Measurements:	Measurements not quoted in the homologation sheet may not be altered in any form whatsoever. If details cannot be verified with the aid of the pictures in the homologation sheet, then the part in question must be compared physically to a similar, but stock part for the relevant engine. For the Tohatsu D2 engine exhaust port only: There is a casting mark on the inside of the engine exhaust port that does vary in size from engine to engine. This casting mark can be reduced no less than 0.5mm this will be considered to be a breach of the technical rules and can be disqualified.	As per Stock Class	Measurements not quoted in the homologation sheet may be altered.
.28	Altering parts:	Only parts where the dimension is quoted in the homologation specification may be altered for the purpose of reaching that specific measurement. The shape of the parts cannot change e.g. The shape of the cylinder head squish pan). The Block height measured from the centre line to the top of the block is allowed, all measurements according to UIM homologation papers.	As per Stock Class	Parts may be changed by another manufacture.
.29	Kill Switch:	It is not allowed to exchange kill switches from one manufacturer to another. The toggle type switch that can be activated without the insertion of the "curly cord" is forbidden. Refer to rule 562.6	As per Stock Class	It is allowed to exchange kill switches from one manufacturer to another. However, the toggle type switch that can be activated without the insertion of the "curly cord" is forbidden.
.30	Exhaust trunk	No modifications.	As per Stock Class	Holes may be drilled or cut into the exhaust trunk but no external appendages may be added
.31	Gear Box	See rule: 562.08	See rule:562.08	Bullet or racing gearboxes are allowed in this class only.
.32	Protrusions	No protrusions other than standard are allowed.	As per Stock Class	As per Stock Class
.33	Exhaust box	No protruding expansion exhaust box.	As per Stock Class	As per Stock Class
.34	External water pick-up	Not allowed.	As per Stock Class	Are allowed

### 563.34 - FUEL

Stock and Pro Stock Class: Fuel must be a commercially available grade of automobile unleaded fuel to a maximum of 99 octane, freely available from any normal petrol station. To maximise the equality of competition and to simplify the checking of conformity, the organisers must arrange the supply of the same fuel for all competitors at all UIM titled events. It does not necessarily have to be free of charge.

Modified Class: Only fuel to a maximum of 102 octanes is allowed. This includes Avgas.



Banned Fuel: Special racing fuels, methanol, nitro-methane and the likes thereof are expressly forbidden. The use of additives aimed at increasing the power of the engine is prohibited to either the fuel or the air intake. The use of nitrous oxide injection is also totally prohibited.

### 563.35 - FUEL DETAILS AVAILABLE:

The Driver/Co-Driver may not withhold the type of fuel/oil used if requested by race officials.

### 563.36 - OIL

A sample sealed container of the oil used, will be supplied by the competitor with unbroken seal, and then held by the organisers for the duration of the event in the event of fuel tests. It is a recommendation that Bio-degradable oil should be used to assist in the reduction of the environmental impact of the sport. No power enhancing oil is allowed.

### 563.37 - FUEL TANKS

Only the original fuel tanks as supplied with the engine, collapsible fuel cells or approved marine manufacturers tanks are allowed.

### 563.38 - FUEL MIX

No Driver / Co-Driver may withhold the type of fuel/oil used and the mixing ratio if requested by officials.

## P6 564 A TECHNICAL

TECHNICAL				
No. 564A.	RULE	STOCK (S):	PRO STOCK (PRO):	MODIFIED (M):
.1	Pistons	Where a dimension is quoted on a piston, metal may be removed to reach a specific weight, provided the dimensions are maintained. Should there still be an excess of weight, this may be removed from the inside of the piston i.e. the inside of the skirt or the area where the gudgeoned pin goes through.	As per Stock Class	N/A
.2	Flywheel	<i>It is not allowed to reduce the outside diameter or to change the flywheel. Weight reduction can only be done by drilling holes in the starter gear ring, only by a maximum of 8mm diameter and maximum depth of 4mm per hole. Balance machining by drilling holes in the area stated is allowed if the dimensions and weights are correct as per UIM homologation.</i>	As per Stock Class	<i>Allowed to remove starter ring</i>
.3	Conrods	It is allowed to reduce the overall weight of the Conrods by removing the flashing on the shank of all three rods to attain the weight specified provided for in the homologation specifications.	As per Stock Class	As per Stock Class
.4	Electrical components	It is forbidden to remove any excess wiring; heat sensors modify coils, to rewire coils or other components, to tamper with CDI units or to add any electrical components (starter etc.) or any other part that is not standard original part.	It is allowed to remove any excess wiring i.e. heat sensors, rev limiters, low oil sensors etc. It is forbidden to modify coils, to rewire coils or other components, to tamper with CDI units or to add any electrical components (starter etc.) or any other part that is not standard original part.	Free

TECHNICAL				
No. 564A.	RULE	STOCK (S):	PRO STOCK (PRO):	MODIFIED (M):
.5	Head Volume	It is allowed to encroach into the squish pan area in the skimming process as long as the minimum combustion chamber is maintained. It is not allowed, should this minimum be exceeded, to remove the metal within the squish pan area to regain the lost volume. Measurement of the head volume will be taken with the head removed from the block.	As per Stock Class	No restrictions
.6	Head Volume Measuring procedure and modification of engine Ports	The head volume is measured off the block, using a glass plate of minimum 3 mm thick. A burette calibrated in 50 cc increments to be used with a paraffin/oil mix of 50/50. All head volumes to be taken with the spark Plug as used and correctly fitted. The head is measured with no gasket. All old gasket material is allowed to be cleaned off. It is also allowed to clean all carbon deposits in the head. The glass plate must be sealed with a thin layer of marine grease. When ports in cylinders are adjusted to the dimensions specified in the homologation sheet, material may only be removed in the specified opening to a depth of 10mm not including liner, to match the shape of the original adjacent connecting passage (channel) outside the adjusted port opening. This also applies to other openings in the motor for which the dimensions are specified in the homologation sheet. Should the modified port window be smaller than the track, the track may not be tampered with.	As per Stock Class	No restrictions
.7	Throttle advance	On various models, it is allowed to change the position of the throttle cable link pin on the advance cam. It is not allowed to modify the cam itself or change the radius on the cam. [See 563.16.]	As per Stock Class	Free
.8	Cost of inspection	Costs may not be claimed in the case of a mandatory inspection by race authority. The maximum costs that may be claimed, by a driver from a protestor, should the equipment found to be legal, are as follows: LABOUR: Time may only be claimed to a maximum of six hours at a rate to be determined by their local class association or National Authority. Any excess will be borne by the owner of the equipment. The above cost excludes the cost of gaskets required or lubes which may only be changed as per the recommended grade in the workshop manual. Freight charges, where applicable, will be charged as per the standard international rates.	As per Stock Class	As per Stock Class
.9	Technical inspections	The O.O.D. or official scrutineer will be in charge. Only the following may attend the post-race engine inspections regardless of a protest being lodged. The O.O.D. - UIM commissioner - Measuring Officer - Driver and his mechanic (or representative) - Protestor or his representative - Any other person the O.O.D. requires, with his permission. Note that in the case of a protest, the protestor's duty is to ensure that the inspection complies with his protest requirements. He may not however physically inspect the parts himself and should not be allowed within a 5m radius of the equipment.	As per Stock Class	As per Stock Class
.10	Standard Part	In the circumstances where weights and measurements are not quoted nor listed in the homologation sheets then comparative parts may be used to determine legality.	As per Stock Class	As per Stock Class
.11	Fuel	See rules 563.34 fuel regulations. Rule 563.36 Oil to be supplied by competitor unless otherwise specified.	As per Stock Class	To a max of 102 octanes is allowed this includes AV Gas.

TECHNICAL				
No. 564A.	RULE	STOCK (S):	PRO STOCK (PRO):	MODIFIED (M):
.12	Over blended or spark eroded engines	Engines not conforming to UIM and manufacturers homologation specification with regard to the blend rule and that have had tract widening done by any method inclusive of spark eroding, will only be allowed to compete in the modified class.	As per Stock Class	As per Stock Class
.13	Post race inspection	The post race inspection is to be a complete inspection and is not to be limited to any specific area. Post race inspection should mainly be about speed and power enhancing matters.	As per Stock Class	As per Stock Class
.14	Failure to appear	Any competitor refusing to have his racing equipment inspected for legality at any reasonable time during the whole event will be disqualified.	As per Stock Class	As per Stock Class
.15	Non OEM parts	In the case where original parts are not available, permission must be obtained from the UIM Cominsport to use substitute components. Such a request must be in writing. Any outboard motors that have superseded engine parts listed by the manufacture, supplied from the factory and confirmed in writing by the UIM Cominsport may be used. It is not allowed to interchange parts from one homologated model to another unless specified. Only D2 parts can be used in a Tohatsu D2 engine except for the D1 throttle cam.	As per Stock Class but for the Tohatsu D2 engine the D1 exhaust tube may be used in this class.	Parts may be changed with another manufacturer.

## P7 564B RACING REGULATIONS AND RULES

RACING REGULATIONS AND RULES				
No. 564B	Rule	The M 'Shape (Surf)	Circuit	Longhaul
.01	Race Course:	<p>Shown diagrammatically in diagram D as a guide only.</p> <p>Starts for this discipline should be Beach Wet Start or Beach Le Mans.</p> <p>Note 1: Any form of start procedure listed as per the P750 rules may be used and the start procedure that is most suited to the current conditions should be used.</p> <p>Note 2: There does not have to be breaking Surf in order to engage in this discipline, although it should take place on a suitable beach where possible. If the water conditions are flat then the O.O.D should brief the drivers to maintain their lanes and may decide to add a 1A mark further out for the start lap only to enable a longer start run.</p>	<p>Diagram E. This is a guide only, the course can change shape due to the size of the water available. Course size should be shown in the advance race instructions. Starts for this discipline should be flag or jetty start from pontoon or beach.</p> <p>Note 1: Any form of start procedure listed as per the P750 rules may be used and the start procedure that is most suited to the current conditions should be used.</p>	<p>Should be run over a maximum distance of 150kms to a minimum of 80kms. Minimum lap distance of 10kms and should be area bound. The organisers must provide a boat/s prior to the race to show teams the course by water, explaining any safety issues.</p> <p>This event can be staged in two legs in one day or over two days, having individual legs of a minimum of 60kms per leg and a maximum of 150kms in total, it must be stated in the advance program.</p> <p>Ultra Long-haul: Over</p> <p>150kms.</p> <p>The organisers will provide an extended list of extra rules for the event, including race regulations that should be read in conjunction with the UIM Rules in the advance programme. This event can be staged over several days having individual legs. Starts for this discipline can be any form of start procedure listed as per the P750 Rules.</p>

# RACING REGULATIONS AND RULES

No. 564B	Rule	The M 'Shape (Surf)	Circuit	Longhaul
.02	Wet Driver: (manoverboard)	If any Pilot or Co-Pilot lands completely in the water or a boat get stuck on the beach during racing, the race will be stopped immediately, even before the red flag is flown. All competitors must stop, then come off the plane, clear the course and proceed to the start line with extreme caution or as stated in Drivers Briefing. No re-fuelling, or changing set- up and get ready for an immediate re- run. The boat causing the stoppage is not allowed in any re-runs of that heat. Penalties are carried forward to any re-run/start of that heat. Any boat that gets stuck on the beach may only re-start with the O.O.D.'s permission. If more than 2/3 of the race or re-start/run race has been completed then no re-run is required. Restart can be from the beach or deep water start.	As per Surf except all restarts and re runs take place from the jetty/pontoon or beach and rule 564D.05 (Re-Run).	Only if required by the OOD the Red Flag will be raised; the race will not stop if someone goes into the water in this discipline.
.03	Racing buoys	If a competitor misses or rides over a buoy and crosses the racing line on the inside of the course, he will be disqualified from that heat at the O.O.D's discretion.	As per Surf.	Deviation of the set course markers will result in disqualifications.
.04	<b>Additional Penalties</b>	<b>The O.O.D must state at Drivers Briefing if there are any additional penalties that could occur on or off the water due to Force Majeure under the grounds of safety.</b>	As per Surf.	<b>As per Surf.</b>
.05	Missing Buoys / deviation from the course.	If a Driver misses a buoy, he can re-take it if he has not crossed the racing line on the inside of the course. The boat <b>in question</b> does not have the right of way when re-entering the race course <b>and must give-way to any competitor already on the correct course.</b>	As per Surf.	Deviation of the set course markers will result in disqualifications.
.06	Damaging buoys	If a competitor destroys or damages a buoy <b>and causes the race to be red flagged</b> he will be disqualified from that heat and any restart of that heat. The competitor must pay the organiser the cost of a replacement buoy which sum must be in the advance programme. If not in the advance programme then the competitor can refuse to pay.  <i>If a competitor damages a buoy but the race is not red flagged, he will be deducted 3 points and the competitor must pay the organiser the cost of a replacement buoy and tackle, which sum must be in the advance programme.</i>	As per Surf.	As per Surf.
.07	Bumping	Deliberate bumping of another competitor is strictly forbidden and will result in the disqualification from that heat or re-start/re-run and <i>possible disqualification</i> from the whole discipline if seen by the O.O.D as reckless and dangerous driving. <i>Other UIM penalties may also be given.</i>	As per Surf.	As per Surf.
.08	Crashing	If one boat lands on another, the offending boat or boats will be disqualified from that heat/race.	As per Surf.	As per Surf.
.09	Close Driving Tail-Gaiting, Zig-zaging or Snaking	<i>The O.O.D may enforce penalties including disqualification and or Yellow / Red Cards for the following infringements:</i> 1. <i>A boat that follows dangerously close or directly behind (tailing gaiting)</i> 2. <i>A boat that is snaking in front of another boat or repeatedly changing lanes in front of another competitor. If the competitor repeatedly offends during the discipline the O.O.D can disqualify the team from that discipline.</i>	As per Surf.	As per Surf.
.10	T Bone	If any boat collides mid-ship with another (T-Bone) the offending boat will result in immediate disqualification from that heat / race. <i>Other UIM penalties may also be given.</i>	As per Surf.	As per Surf.

RACING REGULATIONS AND RULES				
No. 564B	Rule	The M 'Shape (Surf)	Circuit	Longhaul
.11	Shore Buoys	There should be a minimum of 10 meters between the shore buoys and the shore with sufficient water depth to race approximately 0.5m. This must also be evaluated in the Event risk assessment.	As per Surf.	As per Surf.
.12	Race distance	<p><i>All heats should include a start lap plus 6 laps and the final will be a start lap plus 9 laps for all classes unless stated otherwise in the Advance Race Instructions or at the O.O.D / Race Committees discretion due to weather conditions.</i></p> <p><i>In the case of force majeure laps, race distance &amp; heats may be altered by the O.O.D. Every effort should be made to implement the required amount of laps as per the rules.</i></p> <p><b>STOPPING A HEAT AND NOT HAVING A RE-RUN:</b>  <i>If the heat has to be curtailed and more than 2/3rd of the heat has been completed (full laps rounded up / distance covered) then a result can be posted.</i></p>	<p>As per Surf.</p> <p><i>Equalising laps: A 6 lap heat includes a start lap plus one equalising lap and the 9 lap final includes a start lap plus 2 equalising laps. In the case of force majeure, race distance and heats may be altered by the OOD. Every effort should be made to implement the required amount of laps as per the rules.</i></p> <p><b>STOPPING A HEAT AND NOT HAVING A RE-RUN:</b>  <i>If the heat has to be curtailed and more than 2/3rd of the heat has been completed (full laps rounded up / distance covered) then a result can be posted. In the Circuit discipline all boats must have completed their equaliser laps.</i></p>	<p>Rule 564B.1 Long-haul</p> <p><b>STOPPING A RACE AND NOT HAVING A RE-RUN:</b> <i>If the race has to be curtailed and more than 2/3rd of the race has been completed (full laps rounded up / distance covered) then a result can be posted.</i></p>
.13	Race Finish / Time Allowance.	<p><i>The race finishes when the lead (1st Place) boat crosses the finishing line. Any boat that has not completed 2/3rds of the race (full laps rounded up) when the winner crosses the finishing line will not score any points for that heat. All boats must cross the finish line on the water either by their own power or paddle power to be classified and eligible for points. Boats must proceed around the buoy beyond the start /finish line to the designated muster area as described at drivers briefing and wait for the red flag to be shown from the shore as the signal to return. Drivers failing to do this can be penalised or disqualified by the O.O.D.</i></p>	As per Surf.	<p><i>A boat must cross the finish line on the water, under its own power, or by paddle power, to receive an elapsed time / position for the leg / race. The cut-off time for the last competitor to cross the line is 1.5 x the first boat's time in that specific class or as per Drivers Briefing. Once a boat has crossed the finish line, it may not cross back and re-enter the race/leg until the finish line is officially closed. Reentering will result in disqualification. All safety procedures will be kept in place until all boats are accounted for.</i></p>
.14	Minimum & Maximum number of boats	There will be minimum 3 and maximum 12 boats to make a race. In the event of the entry exceeding 12 boats, then eliminating heats will be run as per rule 564B.30.	As per Surf.	There is no maximum; but the evaluation for safety must be in the event risk assessment.
.15	Awarding Final points	<p><i>1. The total points for the qualifying heats plus the final heat (double points) of the top 12 boats will be added together to determine the overall 1<sup>st</sup> – 12<sup>th</sup> positions; then converted to single points for that discipline as per Rule: 564B.31</i></p> <p><i>2. The remainder of the fleet will be awarded points as per their positions after the qualifying heats. 13<sup>th</sup> Place will receive 3 points, 14<sup>th</sup> Place – 2 points, then 15<sup>th</sup> Place and the remainder of the finishers will all receive 1 point as per Rule: 564B.31</i></p>	As per Surf.	Single points are awarded as per Rule: 564B.31

RACING REGULATIONS AND RULES				
No. 564B	Rule	The M 'Shape (Surf)	Circuit	Longhaul
.16	Burst hull or helmet loss	<p><i>If a boat should burst or deflate rapidly during a race for any reason, that driver must cease racing, remove the boat from the race course and continue to shore in a safe manner. If a Driver or Co- Driver loses his helmet, they must immediately stop racing; a red flag will be shown and the boat in question will be disqualified from the heat.</i></p> <p><i>Further penalties may be invoked if enquiries lead to a failure due to any error by the person incurring the loss.</i></p>	As per Surf.	<p><i>If a boat should burst or deflate rapidly during a race for any reason, that driver must cease racing, remove the boat from the race course and continue to shore in a safe manner or call for immediate assistance from the safety fleet. The boat in question will be disqualified from the race or leg. If a Driver or Co-Driver loses his helmet, they must immediately stop racing and remove the boat from the race course and continue to shore in a safe manner or go to a safety boat for assistance. The boat in question will be disqualified from the race or leg.</i></p> <p><i>Further penalties may be invoked if enquiries lead to a failure due to any error by the person incurring the loss.</i></p>
.17	Flags	<p>All flag signals except the green flag will conform to the UIM Rule 304.02.</p> <p>National authorities may have exceptions but must notify teams at Drivers Briefing and in the Advance Race Instructions.</p>	As per Surf. P750 use the Yellow and Green Flags for starting the Circuit class.	As per Surf, but no 'last lap' flag is used if not a circuit longhaul.
.18	Flag acknow - ledgement	<p><i>All competitors must acknowledge all flag signals to the official giving the signal, unless stated in Drivers Briefing by the O.O.D. Failure may lead to the loss of 2 points at the discretion of the O.O.D.</i></p>	<p><i>As per Surf.</i></p> <p>All competitors must acknowledge all flag signals to the official giving the signal, unless stated in Drivers Briefing by the O.O.D. Failure may lead to the loss of 2 points at the discretion of the OOD.</p>	As per Surf.
.19	Race Starts	As per Rule: 564C	<p>As per Rule: 564D</p> <p>On a restart the boats must go back to original starting grid positions of that heat as not everyone boat may have completed their equaliser laps.</p>	As per Rule: 564E.02
.20	Race Live	<p>The race will be live when the green flag drops. The heat is live when the last running boat crosses the start/finish line for the first time. If the last boat has not passed the start/finish line, then the re-start is for the full amount of laps with no refuelling or changing set-ups.</p>	As per Surf.	<p>The race will be live (Start) when the Green flag drops.</p>

RACING REGULATIONS AND RULES				
No. 564B	Rule	The M 'Shape (Surf)	Circuit	Longhaul
.21	Race finish	The race finishes when the lead/1 <sup>st</sup> boat crosses the finishing line. ( <i>Chequered flag</i> ). Boats must go to the designated Finishing Muster area as described in Drivers Briefing. Drivers failing to do this can be penalised or disqualified by the O.O.D. Boats that have not completed 2/3rd of the race (full laps rounded up) when the winner crosses the finish line will not score any points for that heat. <i>All boats must cross the finishing line (chequered flag) to be awarded points.</i>	As per Surf.	A boat must cross the finish line under power or by paddle <i>to be awarded points.</i> Once a boat has crossed the finish line, it may not cross back and re-enter the race/leg until the finish line is officially closed. Reentering will result in disqualification.
.22	Safety equipment	Paddles x 2 Designated righting rope/webbing x 2 Designated Bowline. Kill switches x 2.	As per Surf.	Rule: 564E.03
.23	Eliminating heats	<i>START POSITIONS M Shape (Surf)</i> <i>To select pole/grid positions and a draw is required, it must take place at Drivers Briefing in front of the Teams. See rule 564B.30</i>	As per Surf:	<i>As per Surf.</i>
.24	Laps	All <i>equalising</i> heats will have a start lap plus 6 laps and a start lap plus 9 laps for the Final heat for all classes unless stated in the Advance Race Instructions or at the O.O.D / Race Committees discretion. See Rule 564B.12	As per Surf. If a Start /restart / re- run is required of 6 or 4 laps only 1 equalizer lap is required. 9 lap final will have 2 equalising laps included. See Rule 564B.12	Not applicable. See Rule 564B.12
.25	Outside assistance	No person shall provide or receive outside assistance from the air, water or by radio during the race. <i>There shall be no outside assistance allowed in a re-run / re-start unless the O.O.D has allowed an assistant to hold boats on the start. If an engine has not fired on the start line then original crew assistance may be given providing that the O.O.D has allowed an assistant on the original start. If the crew or boat are deemed to be at risk at anytime then the O.O.D may order them to withdraw from the start line.</i> Failure to observe this rule will result in disqualification from the race.	As per Surf.	As per Surf. A handheld GPS can be used.
.26	Definition of a 'Race'	when the green flag is dropped and the chequered flag is raised, Rules 56B.20 / 21.	As per Surf.	As per Surf.
.27	Definition of a 'Heat'	Part of a number of races that provide an elimination process to get to the Final race of either the circuit or surf disciplines.	As per Surf.	Not applicable.
.28	Definition of a 'Leg'	Not applicable.	Not applicable.	A Leg can be part of a Long-haul, if the discipline is divided into sections or staged over a period of days.
.29	Definition of a 'Group'	Group: When there are more than 12 boats in a class, the class must be split into groups for the eliminating heats.	As per Surf.	Not applicable.

564B CONT GENERAL RACING RULES AND FINAL  
CHAMPIONSHIP POINTS:

**P8 564B.30 GRID POSTIONS FOR INTERNATIONAL EVENTS**

*The first heat of any UIM championship has to be authorised by the organisers. At all UIM titled events the following will apply.*

- 1. The grid positions for the first heat / race or leg (Ultra Long-haul) of which ever discipline is run first will allocate pole position to the previous equivalent Championship overall winner if they are competing within the event. (Example World Champion takes pole position). All other Drivers will have their positions draw by a random method (out of a hat) at Drivers Briefing in front of the teams.*
- 2. If there are more than 12 boats in a class, the teams will be divided into groups; the teams should be evenly split (where possible) into groups irrespective of nationality. E.g. Position 1 into Group 1 - Position 2 into Group 2 - Position 3 into Group 1 etc. following the same allocation process until all teams placed. In the case of no previous championship placing's being available the groups will be determined using race numbers to draw their positions.*
- 3. Only the Driver's names are taken into account when forming the grid positions. Any Co-Drivers names are discounted.*
- 4. In the case of equal points (tie) for the final grid positions, the highest heat positions will be used (amount of 1st, 2nd, and 3rd respective). If there is still a tie, then a draw between the tied positions will take place in front of the relevant teams by the O.O.D. In the Surf and Circuit disciplines: If there is a draw in the overall final winning positions of that discipline, the equalising heats will be used using the highest heat positions gained to determine the winning order; if there is still a draw, the final heat result will be included in the calculation.*
- 5. Final Championship points: In the event of a tie in the points then the highest placed result in all three discipline finals will be used.*

**564B.31 - POINTS & GUIDELINE TO ELIMINATING HEATS**

*In the event of there being more than 12 boats entered in the same class eliminating heats will be run in the M Shape (Surf) and Circuit discipline. In the Long-haul discipline single points will be used as all boats race together.*

**POINTS:**

**SINGLE POINTS**

1st	20	5th	11	9th	7	13th	3
2nd	17	6th	10	10th	6	14th	2
3rd	15	7th	9	11th	5	15th	1
4th	13	8th	8	12th	4	PLUS 15th	1

*Guideline for eliminating heats for more than 12 in a class.*

- 1. Each 'Group' must race a minimum of 2 heats.*
- 2. Each 'Team' should be in 2 groups per day.*
- 3. Each 'Team' therefore races a minimum of 4 heats and the top 12 boats in the class will race in the final.*
- 4. At Drivers Briefing all teams will be randomly drawn and put into groups for the morning and then redrawn for the afternoon heats.*
- 5. The winning team in each class from the previous discipline/equivalent championship will take pole position in their group for the first morning heat. The afternoon groups will use their grid positions that were randomly drawn at Drivers Briefing.*
- 6. After each heat the points will be added to a team's individual running total during the day.*
- 7. After the last heat the points will be added together and go towards their overall results and will confirm the top 12 positions who will compete in the final race. The final race is for double points, their points added to their existing heat points to confirm the overall positions from 1<sup>st</sup> – 12<sup>th</sup> place; then worked back at the end of the discipline to single points.*
- 8. All other teams below 12th place will take single points thereafter, to give overall final results.*



HEATS: START LAP PLUS 6 LAPS FOR CIRCUIT AND M SHAPE (SURF)  
DISCIPLINES. START / 9

MORNING Heat 1 Heat 2 Heat 3 BREAK AFTERNOON Heat 4 Heat 5 Heat 6 FINAL

GROUP A 1 2 3

GROUP Y 4 5 6 THE TOP

GROUP B 1 2 3

12  
BOATS

GROUP Z 4 5 6 OVERALL

#### 564B.32 - DANGEROUS DRIVING

Dangerous or reckless driving will lead to disqualification from that heat or discipline. Intentionally causing damage to another boat or bodily harm to a competitor will result in disqualification from that discipline or the whole event at the O.O.D's discretion. Further penalties may be applied.

#### 564B.33 - OVERLAP

I.If overtaking on the inside an overlap is only established when two boats are

- II. When overtaking from the outside an overlap is established when the overtaking boat has passed the overtaken boat sufficiently to change direction without contact.
- III. The lead boat has the right of way until an overlap is established.
- IV. A safe overlap is the responsibility of the overtaking boat.
- V. An overlap can occur from left or right.
- VI. An overlap may not be established on the inside of the actual race course.

#### 564B.34 - OVERTAKING

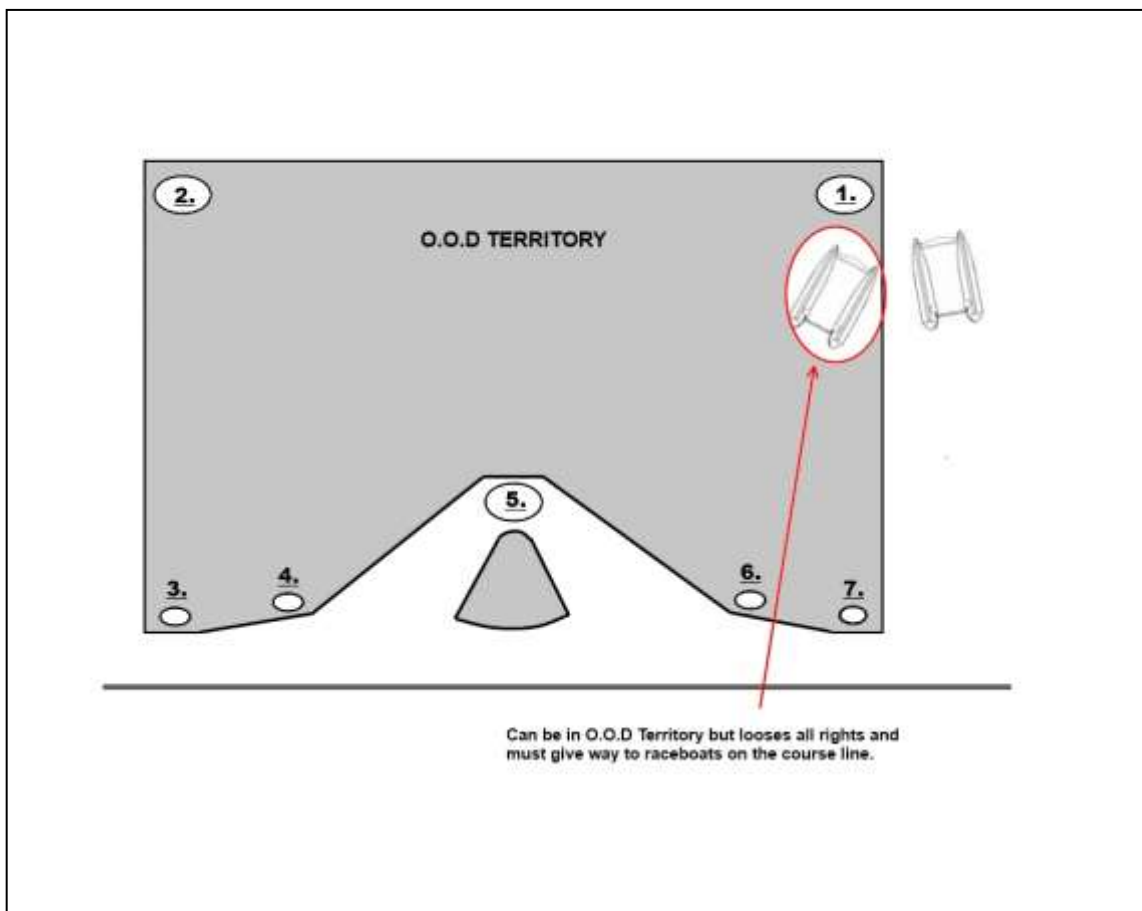
An overtaking boat shall keep clear of the boat that is being overtaken.

#### 564B.35 - PASSING MARKS

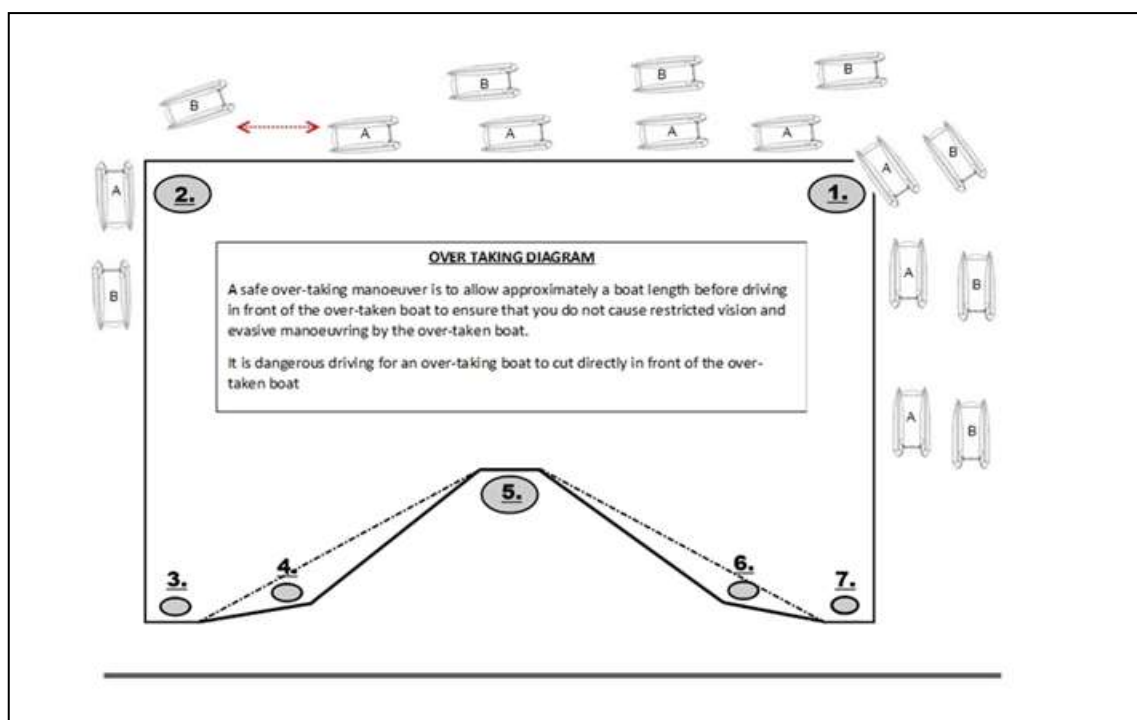
When trying to overtake a boat on the inside, the Driver must anticipate the possible direction of the boat he is trying to overtake and must take all necessary action to avoid a collision.

- I. When passing a turn buoy and an overlap has been established, both boats must maintain a safe distance from each other and from the turn buoy.
- II. Once an overlap has been established the overtaking boat must give the overtaken boat room to clear any course markers.

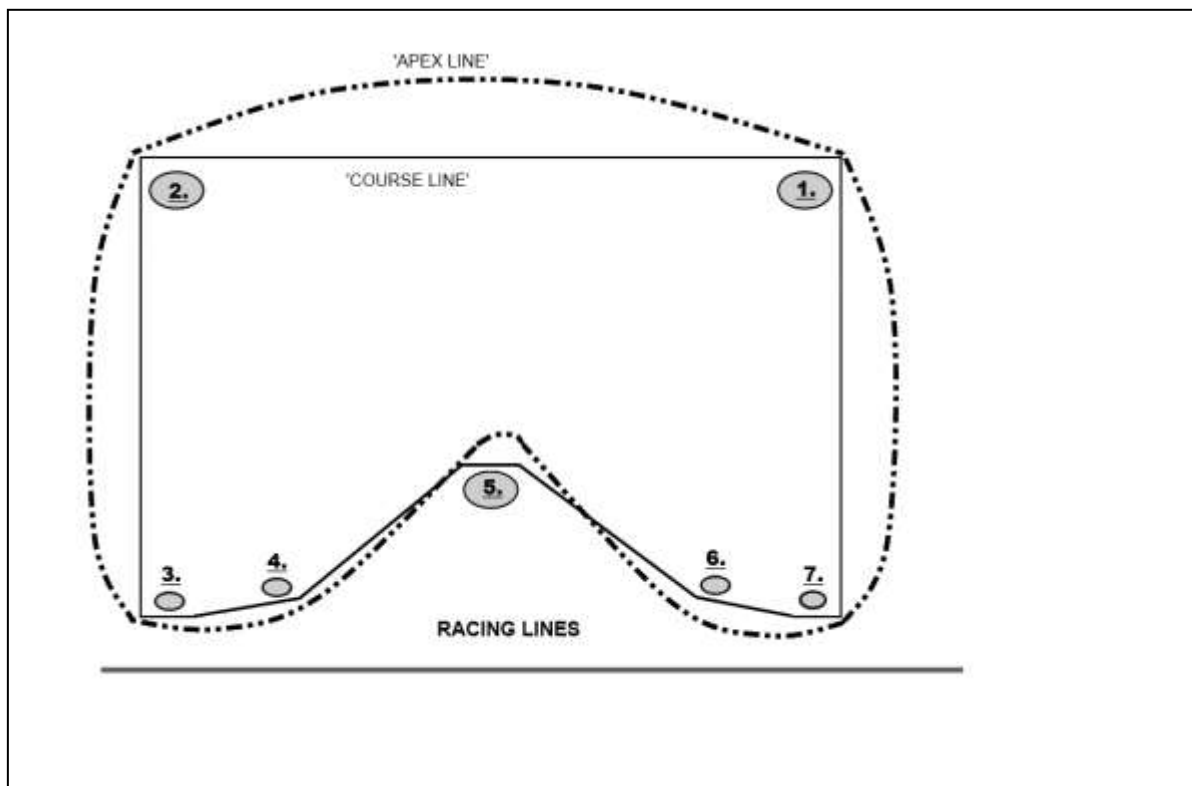
**DIAGRAM D: OOD Territory – area in which a race boat can cross but loses its ‘right of way’ to other racers (must give way in this area).**



**DIAGRAM E: Over Taking**



**DIAGRAM F: Racing Lines**



## **P9 564C M SHAPE / SURF DISCIPLINE**

### **564C.01 START M SHAPE (SURF)**

The Race is 6 laps plus a start lap. The start will be explained at Drivers Briefing and will be as follows:

#### **Option 1: BEACH WET START**

- 1. Both Driver and Co-Driver will be out of their boat*
- 2. The kill switch plugged in and the engine off.*
- 3. Both hands of the Driver and Co-Driver must be on the anti-hogging rope.*
- 4. Both feet of the Driver and Co-Driver must remain on the ground at all times up to the green flag dropping.*
- 5. On the drop of the starter's green flag, the race will start.*
- 6. The Driver and Co-Driver must have both feet on the floorboard of their boat before the driver can start his engine.*
- 7. Failure to abide by any of these rules will result in a 2 point penalty deducted and being moved to the end of the grid.*
- 8. In the event of a boat not starting, the boat must withdraw from the water before the lead boat of the starting boats complete a full lap.*
- 9. Due to surf conditions, the start may be changed during the discipline after consultation between the O.O.D. and the Rescue Officer.*

#### **Option 2: BEACH LE MANS**

*At the discretion of the O.O.D Le Mans starts maybe used whilst racing from the beach. This will depend on weather conditions and will be notified at Driver's briefing.*

- 1.Boats must be held in a line on the water by either the Driver or the Co-Driver.*
- 2.The boats must be at least 2 meters apart.*
- 1. The Drivers / Co-Drivers should be lined up in such a way that they run an equal distance to their boats.*
- 4. Kill cords must be held at full arm's length in the air by the Driver.*
- 5. The Driver cannot start the engine until the Co-Driver is in the boat.*
- 6. The Co-Driver cannot start the motor.*
- 7. Motors can be started in or out of gear.*
- 8. Any team jumping the start by starting their engine before the Co-Driver is in the boat and does not have their feet on the floorboards will be moved to the end of the grid and given a 2 point penalty.*
- 9. A boat handler is permitted to assist with the holding of the boat in difficult conditions at the O.O.D discretions.*
- 10. In the event of a boat not starting the boat must withdraw from the water before the lead boat of the starting boats complete a full lap.*
- 11. The team can be disqualified if the assistant is still in the water when the first of the leading boats rounds the start/finish buoy for the first time.*

#### **Option 3: DEEP WATER STARTS**

- 1. Muster area will be defined either in race instructions or explained at the Drivers Briefing.*
- 2. Two minutes before the start of the race the start boat will raise and continue to display a 'Yellow Flag'.*
- 3. The boats must proceed to line up side by side.*
- 4. The start boat will then proceed across in front of the fleet and then returns back across the front of the fleet.*
- 5. When the Start boat has crossed the fleet for the second time it will turn to face the racing line.*
- 6. At the start the boats must keep 20m behind.*
- 7. The yellow flag will go down and the green raised. This will indicate the start of the race.*

## **564C.02 START LINE**

Any Driver not on the start line when the green flag is raised may not start that heat or any re-start of that heat. Any Driver that fails to start when the green flag is dropped may only enter the racecourse when it is safe to do so. This is only allowed if the leading boat has not completed one lap. One back-up crew per team

is allowed to assist at the start provided he is positioned opposite the Driver at the start **with the O.O.D's permission**. Only Drivers that were on the start line and even if they failed to start they can all still take part in any restart of that heat. Any Driver or Co-Driver jumping the start either by starting his engine early or not observing the feet on the ground rule, will receive a two point penalty deducted and be moved to the lower end of the grid. A second offence will mean disqualification from that heat.

## **564C.03 RESTARTS (SEE ALSO WET DRIVER RULE 564B.02)**

Definitions: Re-start refers to re starting the race prior to the heat going live and goes back to the original starting grid of that heat. Re-run is once the heat has gone live. Re-run of a heat/final will be done either with a pace boat, all boats must muster at the area of buoy 2 (second turn buoy) and a green flag will be used, all boats must keep their positions as per the previous lap and follow each other closely. Boats are not allowed to overtake or change positions until the green flag is dropped. The official will monitor grid positions prior to the re-run. Any Driver changing positions during the run up to the starter or when under starter's orders will be given a 2 (two) point penalty or from the beach if the water is in good condition and a green flag will be used. All boats must keep their grid positions as per the previous lap. The official will monitor grid positions prior to the re-run. Any accumulative penalties will be carried over into any Re-starts / Re-runs. Laps will be reduced from 9 to 6 to 4 respectively.

- 1. Re-start refers to re starting the race as the red flag has been raised before the last boat has passed the start/finish line.**
- 2. The re start goes back to the original starting grid of that heat including the start lap.**
- 3. Any accumulative penalties will be carried over into any Re-start.**
- 4. No re-fuelling, or changing set-up and propellers can take place on a re-run or re-start.**
- 5. Boats that are on the starting grid when the green flag drops can join a re-start**

## **564C.04 RE-RUN**

**Re-run: Once the heat has gone live.**

- 1. Re-run of a heat/final can take place from the beach or in deep water.**
- 2. Deep water Re-Run: will be done with a pace boat.**
  - a) All boats must muster at the area of buoy 1 – see diagram G.**
  - b) A green flag will be used to start the re-run from the pace boat.**
  - c) All boats must keep their positions as per the previous lap and follow each other closely.**
  - d) Boats are not allowed to overtake or change positions until the green flag is dropped.**
  - e) Any Driver changing positions during the run up to the starter or when under starter's orders will be given a deduction of a 2 (two) point penalty**
  - f) On a deep water start the chicane is missed out, unless otherwise directed at Drivers Briefing from the OOD.**
- 3. Beach Re-Run: if the water conditions allow, using a green flag to start. All boats must keep their grid positions as per the previous lap. The procedure will be the same as a standard start but without the start lap.**
- 4. The officials will monitor grid positions prior to the re-run.**
- 5. Any accumulative penalties will be carried over into any Re-starts / Reruns.**
- 6. Laps will be reduced from 9 to 6 to 4 to 2 respectively, unless the OOD reduces laps on the grounds of safety.**
- 7. No re-fuelling, or changing set-up and propellers can take place on a re-run or re-start.**
- 8. Boats that do not start the race cannot join a re-run**

## **P10 564D CIRCUIT DISCIPLINE**

### **564D.01 START: CIRCUIT.**

The race is 6 (Six) laps plus a start lap (part of the long lap), followed by a short lap which is the first of the 6 (Six) laps, you cannot use either of these laps, nor the last lap as an equalising lap. The start, all Drivers must

keep their line, *maintaining their lane* to and through the first turn. Drivers must not change lanes in front or behind other Drivers until they have passed and rounded the first

buoy, or they will receive 2 (two) penalty points or be disqualified from that heat by the O.O.D.

#### **564D.02 FLAG OR JETTY START FROM PONTOON. CIRCUIT**

Starts will utilise two flags system with both Drivers and Co-Drivers in their boats. Both flags are raised and on dropping the first flag, the engine can be started in neutral. On dropping the second flag, forward gear may be engaged and the race starts. All drivers must complete a "part of a long lap" as the start lap, followed by a short lap as the first of the *the 6 (six) lap heats or 9 (nine) lap final*. This does not count as one of the compulsory equaliser laps. If a boat jumps the start for the first time, a two point penalty deduction will be given and moves to the end of the pontoon. If the same boat jumps the start again, they will be disqualified from that heat. If another different boat also jumps the start after a previous jumped start, that boat will then be moved to the end of the grid next to the first offender.

#### **564D.03 EQUALISER LAPS**

1. *A 6 lap heat - 1 lap of the equalizer circuit must be taken between lap 2 and 5 - Failure to do the equalizing lap will result in disqualification from that heat.*
2. *A 9 Lap Final heat - 2 laps of the equalizer circuit between lap 2 and 8. Failure to do 2 equalizing laps will result in disqualification from that heat.*
3. *Equalizer laps must be completed after the first lap and before the start of the final lap. If the equalizer lap are taken on the 1st or last lap a 3-point penalty will apply.*
4. *If the laps are reduced to 6 or 4 only 1 equalizing lap is required.*
5. *Boats taking extra equalizer laps within the permitted laps will not be penalised.*

#### **564D.04 RESTARTS**

Return to the Start line and resume the original grid positions for a restart procedure unless

1. ***Re-start refers to re starting the race as the red flag has been raised before the last boat has passed the start/finish line.***
2. ***The re start goes back to the original starting grid of that heat including the start lap.***
3. ***Any accumulative penalties will be carried over into any Re-start.***
4. ***No re-fuelling, or changing set-up and propellers can take place on a re-run or re-start.***
5. ***Only the boats that are on the starting grid when the green flag drops can join a re-start. The boat causing the stoppage doesn't score or go into any restart.***

#### **564D.05 RE-RUN**

Return to the Start line and resume the original grid positions for a restart procedure unless, If more than 2/3 of the race has been completed (full laps rounded up) and all boats have completed ALL their equalizer laps, by all the boats running, there will be no Re-run and the results will be taken in the order that the boats last passed the finishing buoy/line. The boat causing the stoppage doesn't score or go into any **re-run**.

### **P11 564E LONGHAUL DISCIPLINE**

#### **564E.01 TIMES**

All Longhaul events will be run on timing.

#### **564E.02 LONGHAUL STARTS**

Dependent on the discipline (Inland, Offshore or Ultra) the start procedure can be Surf (564C), Circuit (564D) or Deep water starts. This needs to be clarified by the O.O.D at Drivers Briefing.

#### **DEEP WATER STARTS**

Muster area will be defined in race instructions and explained at the drivers briefing, two minutes before the start of the race the start boat will raise and continue to display a 'Yellow Flag', the boats must proceed to line up side by side. The start boat will then proceed across in front of the fleet and then returns back across the front of the fleet; when the start boat has crossed the fleet for the second time it will turn to face the racing line, the yellow flag will go down and the green raised:

1. Muster area will be defined either in race instructions or explained at the Drivers Briefing.
2. Two minutes before the start of the race the start boat will raise and continue to display a 'Yellow Flag'.
3. The boats must proceed to line up side by side.
4. The start boat will then proceed across in front of the fleet and then returns back across the front of the fleet.
5. When the Start boat has crossed the fleet for the second time it will turn to face the racing line.
6. At the start the boats must keep 20m behind.
7. The yellow flag will go down and the green raised. This will indicate the start of the race.

#### **564E.03 SAFETY EQUIPMENT**

In a Longhaul event the following safety equipment is the minimum requirement and must be carried at all times. All equipment should be clearly marked with the boat number. The advance race instructions must state what equipment is required dependent on the type of Longhaul including the option to allow props and other maintenance equipment on the boat. All equipment including water must come back complete.

Circuit Longhails: Toolkit – flip kit with a minimum of: (all to be kept in a dry sealed container).

1. Easy start spray (or similar product)
2. Number 7 flexible socket
3. 3 x dry spark plugs
4. Spark plug spanner
5. Phillips screw driver
6. First Aid kit
7. Paddles x 2 (two) attached to the boat
8. Orange flag min 0.6 x 0.4 m and means of hoisting to indicate retirement
9. VHF radio or mobile phone in waterproof case – fully charged

**10. Emergency water 2 x 1lt and 2 x energy bars (glucose or similar), these must come back still sealed and not opened – they are only as an emergency.**

Ultra Longhails: The organizers may require competitors to carry the above plus any of the following:

1. Pencil flares x 6 (in date)
2. 1 m x 3 m ID sheet for boats whose pontoons are not red, yellow or orange in colour,
3. Anchor 1.5 kg with chain 2 m (min 4 mm thick),
4. anchor rope x 30 m,
5. a drogue anchor,
6. space blankets x 2,
7. 1000ft flares x 2.

#### **564E.04 BEACH STOPS**

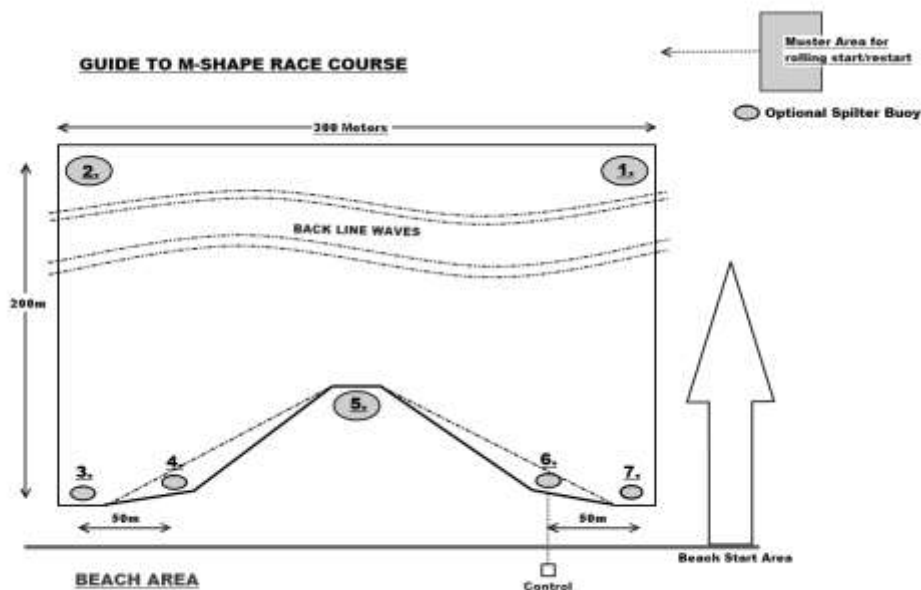
Not doing the required number of beach stops will result in disqualification. Boats are to beach as per the O.O.D instructions at Drivers Briefing. 'High-speed' drops are not allowed onto the beach; a 10 minute penalty can be given by the O.O.D if team is deemed dangerous. At all beach stops the motor must be shut-down and the boat must remain in the waterline, the Co-Driver must not leave the boat till the engine must be killed until such time that the Co-Driver has returned. Not shutting-down the engine at beach stops will result in a 10 minute time penalty. The Co-Driver must leave and enter via the side of the boat only, entry or exit via the stern or bow of the boat will result in a 10 minute penalty. Back-up crews may assist at the discretion of the O.O.D. No interference by any competitor or his back-up crew with another competitor on a beach stop is allowed. Any obstruction of any kind will be penalised with a disqualification from the race.

1. **Not doing the required number of beach stops will result in disqualification.**
2. **Boats are to beach as per the O.O.D instructions at Drivers Briefing. 'High-speed' drops are not allowed onto the beach; a 2-point penalty can be given by the O.O.D.**
3. **At all beach stops the motor must be shut-down and the boat must**

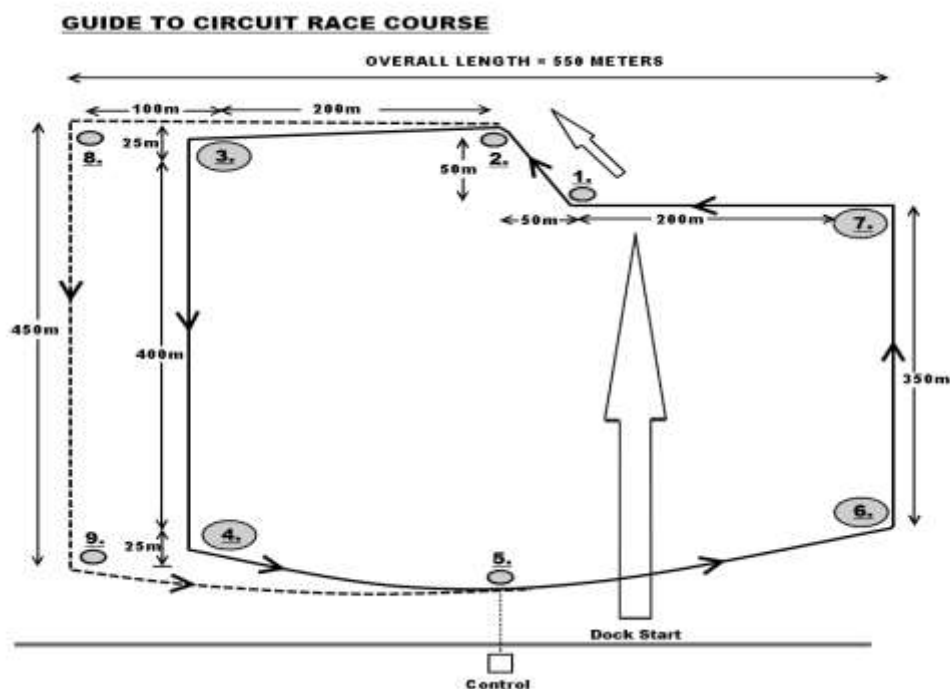
engine has been killed, and must not be started until such time that the Co-Driver has returned and in the boat. Not shutting-down the engine at beach stops will result in a 2-point penalty.

4. The Co-Driver must leave and enter via the side of the boat only, entry or exit via the stern or bow of the boat will result in a 2-point penalty.
5. A single back-up crew may assist with handing the spare fuel tank to the driver and taking away the empty tank but they must not assist with connecting or assisting with the boat ! engine in any other way. The O.O.D may allow further assistance with holding the boat in rough! windy conditions, this will be agreed at Drivers Briefing.
6. No interference by any competitor or his back-up crew with another competitor on a beach stop is allowed. Any obstruction of any kind will be penalised with a disqualification from the race.

## **DIAGRAM G: Guide to Surf Course Layout**



## **DIAGRAM H: Guide to Circuit Course Layout**





## **Q GENERAL RULES – OPERATIONAL INFO FOR ORGANISERS**

All powerboat races in the UK are organised and run by Affiliated RYA Powerboat Racing clubs. A list of all current powerboat racing clubs can be found in section A2 Races or events organised by any other organisation not contained on this list are not approved by the RYA and all such events will be treated as non-approved races and competitors and officials who participate in such races will be penalised in accordance with rules.

### **Q1 UNAUTHORISED EVENTS**

A competitor or RYA official cannot participate in a powerboat event that is not calendared or sanctioned by the National Authority or the UIM (where applicable) The RYA will, with immediate effect, suspend all such licence holders and officials from all future events and will notify the UIM of all such suspensions if their participation is identified. This does not apply to RYA training or private individual testing.

Furthermore, the RYA and the PBRC will consider participation in unauthorised events by individuals or officials as reason to refuse licence applications or officials applications. Any RYA Affiliated club involved in or hosting un-authorised events will be disaffiliated or have their affiliation applications refused.

In the case of an international meeting being organised by a club which is not recognised by the National Authority and which has not asked permission to organise such a meeting, the National Authority will:

Notify the Competitor or RYA officials that they will be suspended as described above if they take part in international or UK races not authorised by the local National Authority.

In all cases the local National Authority will request the UIM to extend any suspension or sanction is extended to other countries.

### **Q2 CLUB EVENTS**

Club events should be submitted to the RYA for the approval of the relevant committee and inclusion to the calendar. All Race Instructions and entry should be in accordance with the templates provided by the RYA.

### **Q3 NATIONAL EVENTS**

National events should be submitted to the RYA for the approval of the relevant committee and inclusion to the calendar. All Race Instructions and entry should be in accordance with the templates provided by the RYA.

### **Q4 UIM INTERNATIONAL ORDINARY EVENTS**

Clubs must submit an application to host a UIM International Ordinary Invitation race to the RYA as soon as possible, this application will then be passed to the UIM for approval. Approval will be refused if the classes applied for clash with dates of World or Continental Championships for the same classes. Organising clubs will be required to pay the UIM registration fees in advance of the event to the RYA, failure to do this will result in the application being terminated by the RYA.

### **Q5 UIM WORLD OR CONTINENTAL CHAMPIONSHIPS**

Clubs must submit an application to host a UIM International World or Continental Championships to the RYA at least two months before the next UIM General Assembly. The RYA will consider the application and the suitability of the club to host the event and if approved by the PBRC the RYA will submit an application to the UIM. Organising clubs should remember that it is the UIM who allocates World and Continental Titles. The UIM awards these events to Nations on a strict rotational basis i.e. if a Country hosted a Title in the previous year it is unlikely to be awarded the same title the following year. Once the

allocation of a titled event has been confirmed by the UIM the RYA will notify the organising club and an invoice will be sent to the club for the UIM Registration fee, this must be paid immediately and failure to do so will result in the application being terminated by the RYA. In some cases the RYA may require the club to provide a security bond before the application is made to the UIM.

Race instructions must be submitted in accordance with current UIM requirements as per UIM Rule 202. Advanced notice is required 6 months prior to the event with Race Instructions submitted to the UIM at least 45 days before the event.

#### **Q6 NOTIFICATIONS**

A club which is organising an International event shall give notice of its requirements to overseas competitors in the Advance Notice/Race Programme.

#### **Q7 LOGOS**

The RYA logo must be placed on all promotional literature & official documentation concerning National Racing and the UIM and RYA logos on literature concerning International racing.

#### **Q8 NATIONAL & OFFSHORE RACE TRAINING**

Powerboat race training must be conducted in accordance with the requirements set out in RYA PB3.

It is highly recommended that that all training / testing sessions are carried out during calendared and controlled events by RYA Affiliated Clubs. Competitors carrying out unofficial tests are advised to seriously consider the equipment and safety precautions advised in PB1 and assess their suitability in applying the requirements to the activity they are taking part in.

#### **Q9 CALENDARS & EVENT DATES**

Calendar dates must be submitted to the RYA Powerboat Racing Department on the specific form provided in the Master Stationary Pack.

National Championship Events take precedence over Club Racing and will take priority with calendar dates. Club Class Racing for National Classes cannot take place on the same date unless the host club of the National event has no objections and it is agreed by the PBRC.

#### **Q10 RACE ORGANISATION**

##### **Q10.1 Definition of Events**

- (1) **International** competitive events which are those inscribed on the International calendar published by the UIM and open to competitors holding an International licence as issued by their National Authority. Only international licence holders may race in international event.
- (2) **National** competitive events which are those inscribed on the National calendar published by the RYA and open to competitors holding an RYA Basic licence
- (3) **Club** events : competitors shall hold an RYA Licence
- (4) **Demonstrations and displays** - drivers must be current RYA licence holders. Officials must be currently registered with the RYA. Rescue and patrol craft must be in place.

## **Q11 GENERAL RULES FOR ORGANISING RYA NATIONAL, CLUB RACES & UIM RACES**

Mandatory Minimum Requirements for RYA National Offshore Races, Club Races and UIM International Races

### **FACILITIES & EQUIPMENT**

- a) All safety boats must be equipped to a minimum standard acceptable to the RYA Safety Officer, OOD and organising club. All safety boat crews must wear life jackets at all times, minimum age of crew manning safety boats 18 years. Juniors are permitted to assist in manning marshal boats and observer boats with the approval of the OOD. Minimum number of Safety boats as stated and must be linked by VHF radio and where possible mobile telephone to a dedicated Race Control manned by experienced race personnel.
- b) Medical Officer: National and Basic racing must have at least a paramedic currently registered with the Health Professions Council. See website: <http://www.hpc-uk.org/> or a doctor with Experience in contemporary trauma care – preferably in the pre-hospital setting. Please refer to document: Powerboat Racing Medical Services terminology, in the master stationary pack.
- c) Adequate First Aid facilities must be provided suitable for the venue and size of the event. Please refer to document: Powerboat Racing Medical Kit Requirements, in the master stationary pack.
- d) A media spokesperson must be appointed at all events by the race organisers and noted on the race instructions
- e) Race organisers must have a copy of the major incident guidelines available at all times.
- f) Organisers must comply with any specified environmental requirements
- g) No transference of fuel, smoking or naked flames to be allowed in the pits area.
- h) Fire point signs and adequate firefighting equipment to be provided in pits and in crane area.
- i) Adequate no smoking signs to be displayed around the pits.
- j) Adequate office facilities for Race Administration and Secretariat.
- k) When race boats are being craned in and out of the water prior to, during or after a race, the boat must be craned unoccupied. The arrangements for craning must be so organised that on no account will the craned boats pass over the head of any person, any boat or any equipment. Personal hard hats or racing helmets must be worn by all personnel in the craning area. Craning areas shall be cordoned off for safety.
- l) Caution flags must be used to warn drivers of accidents or danger. If used they shall be provided to all on water safety assets as specified by safety officer and OOD. The colour of caution flags shall be yellow; abort race flags shall be red.

### **RECOMMENDED MINIMUM CRITERIA FOR NATIONAL, CLUB & UIM EVENTS**

#### **Q11.1 FACILITIES & EQUIPMENT**

- a) Fresh water supply and hoses.
- b) Effective marshals team with an understanding of first response firefighting techniques.
- c) Restricted area for:
  - d) Damaged boats awaiting inspection by Scrutineers or officials.
  - e) Fuel spillage or fuel transference.
  - f) Minimum of 2 divers to be available to be called as necessary to the slip and/or crane during and after the race. Water suction pumps of sufficient capacity should be available at the retrieval area.

- g) Sufficient cranes (in a restricted area) for the type and number of boats entered, with if possible, one to seaward of any lock or marina sill. Sufficient launching vehicles to suit type and number of boats entered.
- h) Suitable boat and car parking arrangements.
- i) Pontoons for boats mooring to suit number of entries is recommended.
- j) Security for boats during event.
- k) Sufficient electricity, telephones, rubbish bins, floodlights (where possible), catering facilities, toilet and washing facilities should be readily available.
- l) Suitable protected area for engine inspection and engine stripping (covered).
- m) Mooring facilities should be reserved for Rescue boats, and restricted access is recommended.
- n) A private (quiet room) area should be available for any personal problems e.g. relatives and/or friends after an accident.
- o) A Press centre on site is recommended.
- p) A suitable area for a protest hearing.
- q) Briefing area, restricted for drivers' briefings, safety briefings and press conferences.
- r) Suitable arrangements to be made for prize giving and social events.
- s) Good sign posting on approach roads to an event is recommended.
- t) A dedicated telephone number for Race Control shall be displayed in Race Administration.
- u) An undercover facility for post-race engine stripping should be provided at all National and International races. This facility should be large enough to cover the aft end of a typical competing boat. There should be power and light and a bench/table with a vice (a Workmate type of bench is acceptable). There should be a polythene sheet available large enough to cover the engine bay of an inboard installation to enable inspection.
- v) Safety boats, marshal boats observer boats and tow boats should be identified with an RYA Officials flag; flags are available from the RYA on request.

## **R RACE & COURSE INFORMATION**

To ensure the required criteria for organising powerboat racing events is met. Race organisers must complete and distribute the following information.

- A fully completed Race Instruction Contact List in accordance with the standard template. Displayed at Race Race Control and distributed to the officials.
- A full set of Race Instructions in accordance with the standard template and guidance notes provided in the master stationery pack. Circulated 28 days before your event and displayed at Race Control for all to review.
- A comprehensive Risk Assessment covering both on land and on water risks associated with the event. Displayed at race control and available for all to review.

## R1 COURSE REQUIREMENTS

- a) **Course** - The course must have no obvious safety hazards and possess inherent safety integrity e.g. no conflicting directions, 180° reciprocals, proximity of harbour entrances, moorings, etc.
- b) **First Turn Mark** – it is mandatory for classes in which juniors and novices race for the first turn mark to be made as “soft” as possible, additional turn marks may be used to achieve this. Turns of 90° or more are not acceptable in any class.
- c) **Distances** - Distances must be measured and given from proposed start line to first turn mark, from each turn mark to the next turn mark, total lap distance/s and total race distance relevant to each class racing i.e. National, Club, sub-divisions, etc. The distance from the muster area to the first turn mark must be shown on all applications
- d) There must be a minimum of 150m in width in all areas of the course that involve boats travelling simultaneously in opposite directions.
- e) There must be at least 100m distance between a left hand turn and any obstruction I.E. a bank / Pier
- f) **Laid Marks** - all laid marks must have their proposed positions clearly stated (Lat & Long)
- g) **Minimum Depth** – There must a minimum of 3 metres on the course.
- h) **Proposed Safety Network** - The proposed Safety network should be defined as well as the radio channels to be used. Organisers are reminded to ensure that they comply with OFCOM licencing requirements for use of radio channels
- i) **Race Instructions** - It should be clearly stated that the race will be run in accordance with the RYA rules applicable to the current year.
- j) **Race Officials** - Race officials may not take part as a competitor at any event they are officiating at. The RYA or Relevant committee reserve the right to appoint / substitute officials to specific events.
- k) **Trainee Officials** - Race instructions must include the names of any trainee officials and the capacity in which they are being trained. Trainee officials can only be appointed to one position at each event and can only be trained by an officials who has been qualified for more than one year.
- l) **Start & Abort Procedures** - should be in accordance with the PB1 rules.
- m) **Fees** - All organising clubs must be affiliated to the RYA, approved by the PBRC and all dues fully paid.
- n) **Organisers Responsibility** - Organising clubs are reminded that it is their responsibility to ensure that all RYA rules and requirements relating to the organisation of Powerboat Racing events are complied with.

## R2 RACE DISTANCE

### R2.1 Race distances

General Rules for Organising RYA National & Club Offshore Races Lengths of National / Club Races (excluding P1 & Thundercat ) Race lengths may under exceptional circumstances may be altered by prior agreement of the relevant committee.

Class	Nautical Miles (NM)
Marathon	75 -180 NM
V-24	30 - 70 NM
Class 3 / Z	30 – 70 NM
Club Class	30-70 NM

## R3 LAP LENGTHS

Class	Maximum number of Boats on Course	Minimum Lap Distance (NM)
Class 3A/B/C	12	1.7
Z150	12	1.7
P1 SS 250	10	1.7
	Short Lap	1.4
V24	10	1.7
Marathon	10	8.0
RIB	10	3.0
Club Class 1	10	1.7
Club Class 2	10	1.7
Club Class 3	10	1.7
Club Class U	10	3.0
<ol style="list-style-type: none"><li>1. Clubs running races on closed waters i.e. Cardiff must contact the RYA for information on course design &amp; number of boats permitted.</li><li>2. Minimum Lap lengths may be changed by the RYA at anytime</li><li>3. If maximum numbers are exceeded please contact the RYA to determine your revised course length.</li></ol>		